
CARAVAN


CARAVAN


HANGE

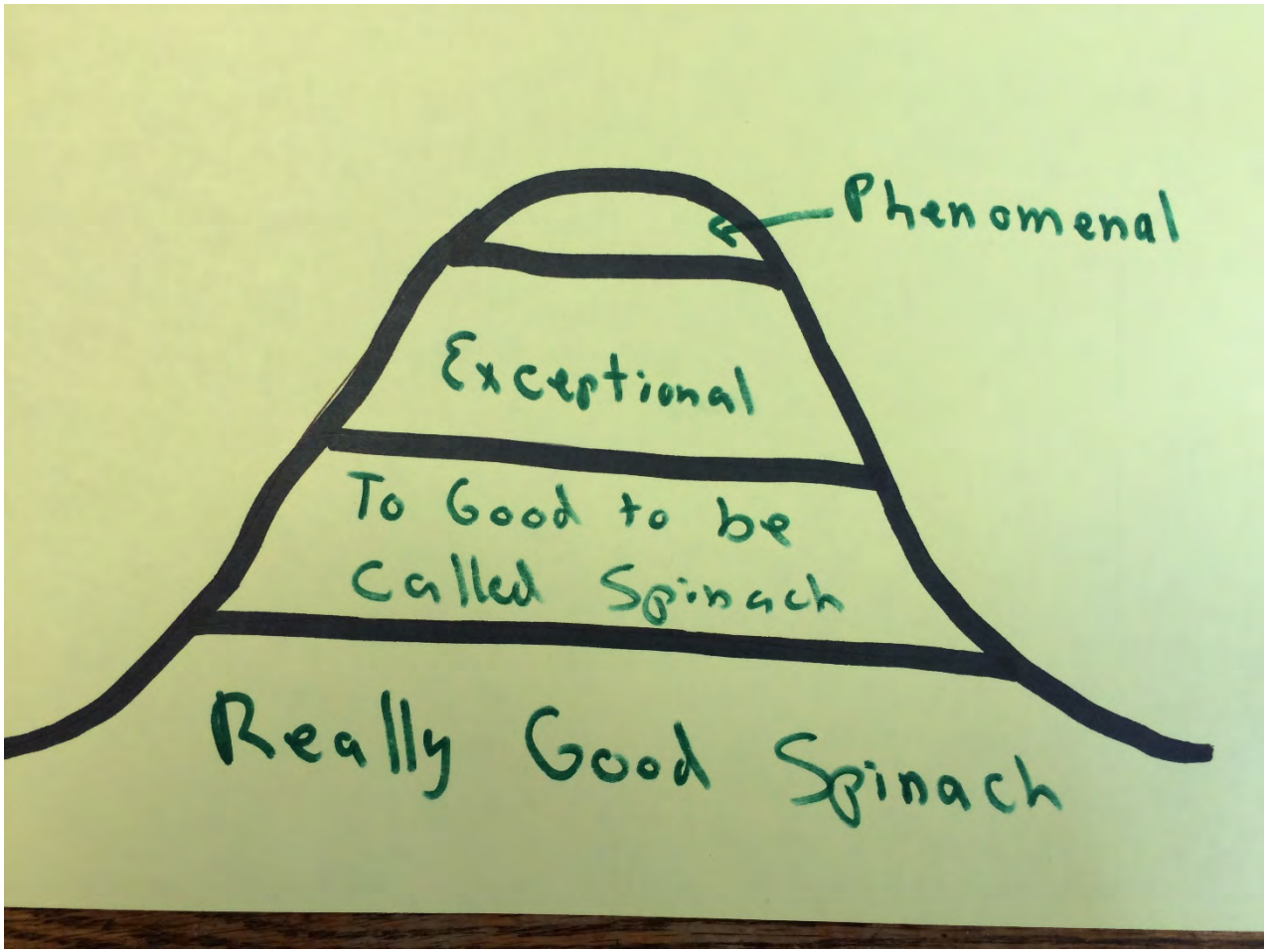

Late October → Late April





Bed Shape




30 12:36



















Sub-structures


























BACK OF BEND
KLEIN TOOL
3/4" EMT











Heat and Cool

Maintenance


Phenomenal
Exceptional
To Good to be
Called Spinach
Really Good Spinach





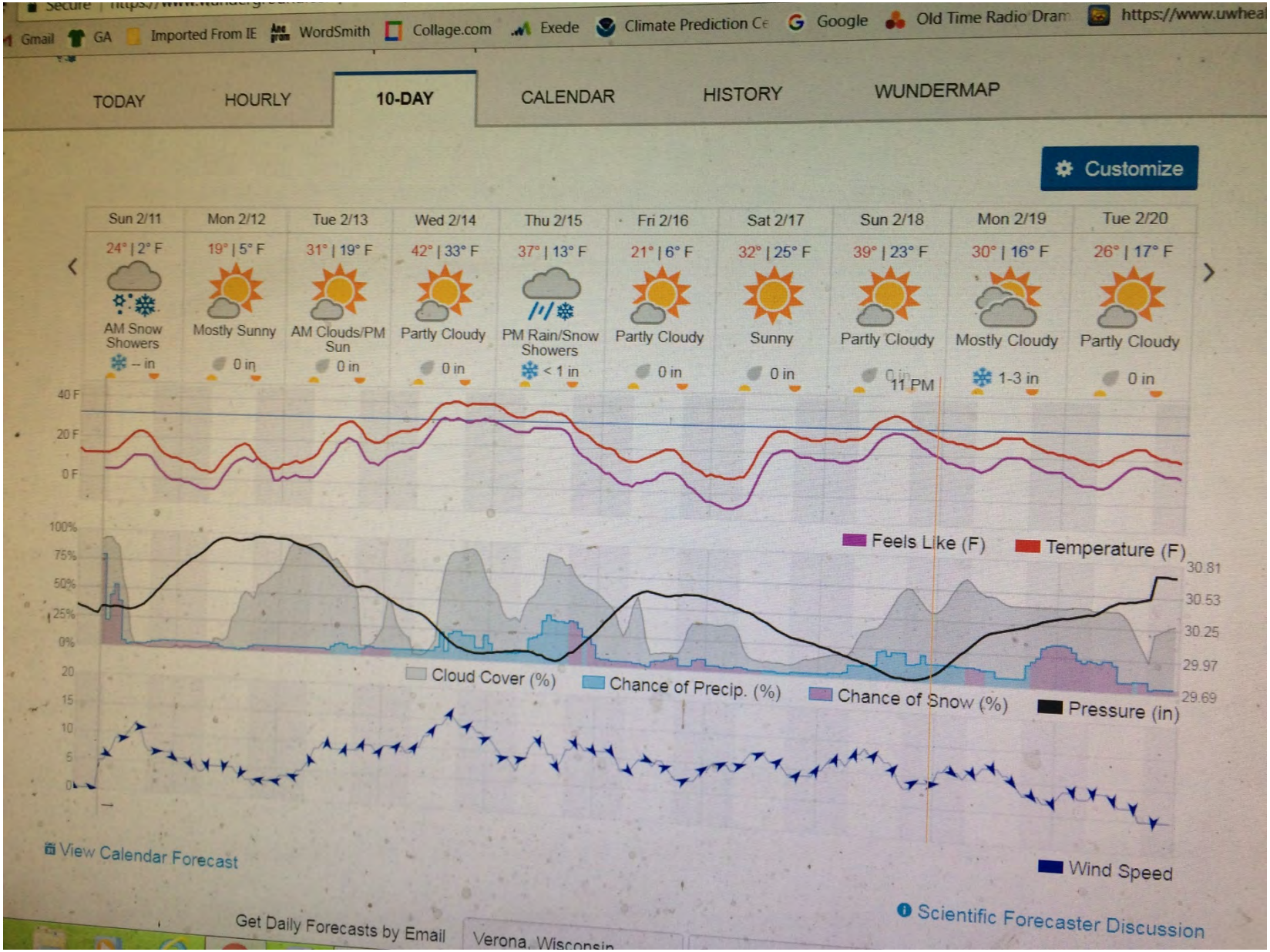
Gmail
GA
Imported From IE
WordSmith
Collage.com
Exede
Climate Prediction Ce
Google
Old Time Radio Dram
https://www.uwhea
TODAY
HOURLY
10-DAY
CALENDAR
HISTORY
WUNDERMAP
Customize
Sun 2/11
24° | 2° F
AM Snow Showers
-- in
Mon 2/12
19° | 5° F
Mostly Sunny
0 in
Tue 2/13
31° | 19° F
AM Clouds/PM Sun
0 in
Wed 2/14
42° | 33° F
Partly Cloudy
0 in
Thu 2/15
37° | 13° F
PM Rain/Snow Showers
< 1 in
Fri 2/16
21° | 6° F
Partly Cloudy
0 in
Sat 2/17
32° | 25° F
Sunny
0 in
Sun 2/18
39° | 23° F
Partly Cloudy
0 in
Mon 2/19
30° | 16° F
Mostly Cloudy
1-3 in
Tue 2/20
26° | 17° F
Partly Cloudy
0 in
11 PM
40 F
20 F
0 F
Feels Like (F)
Temperature (F)
100%
75%
50%
25%
0%
30.81
30.53
30.25
29.97
29.69
20
15
10
5
0
Cloud Cover (%)
Chance of Precip. (%)
Chance of Snow (%)
Pressure (in)
Wind Speed
View Calendar Forecast
Get Daily Forecasts by Email
Verona, Wisconsin
Scientific Forecaster Discussion









Roma



















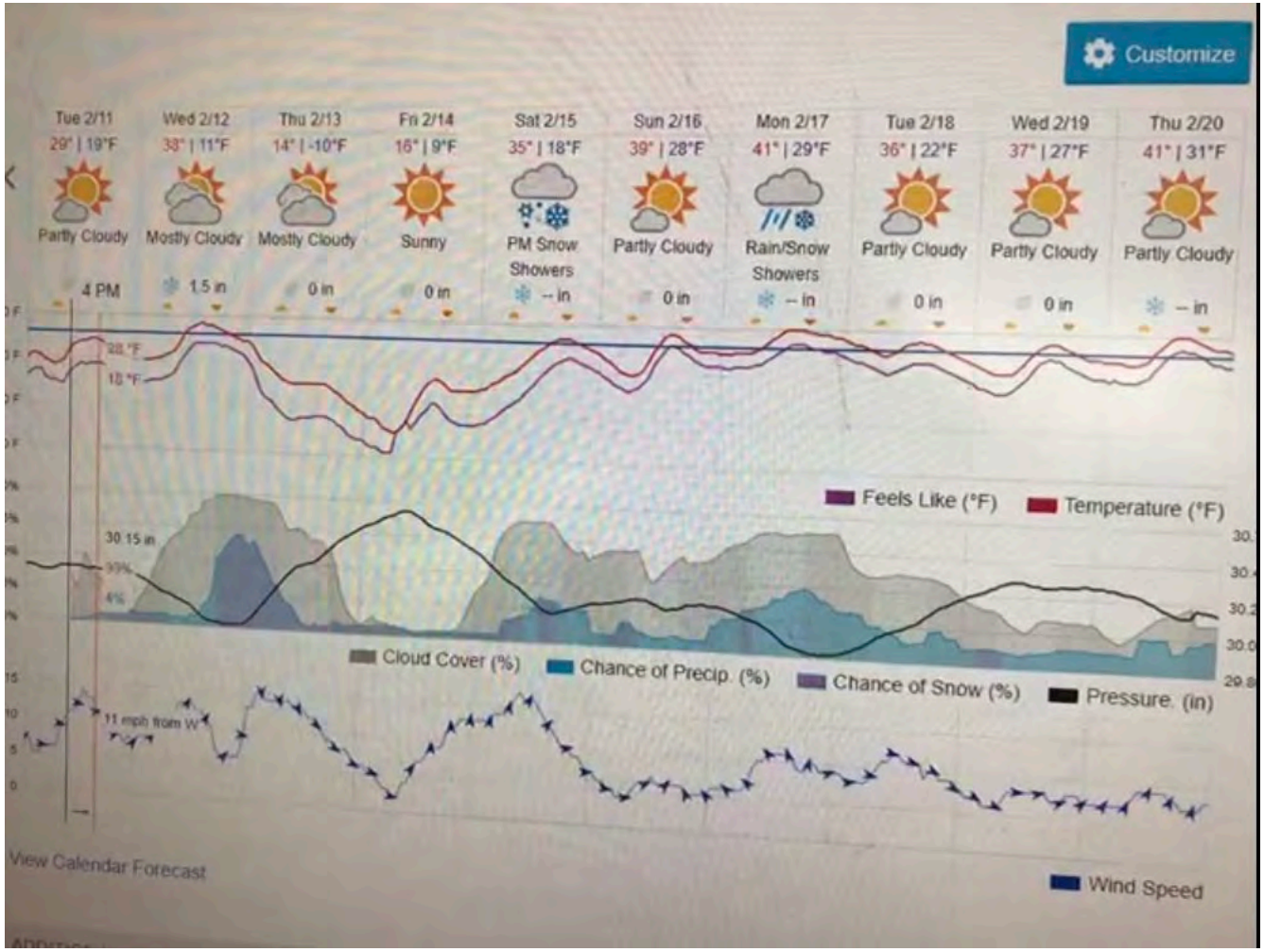
Customize
Tue 2/11
29° | 19°F
Partly Cloudy
Wed 2/12
38° | 11°F
Mostly Cloudy
1.5 in
Thu 2/13
14° | -10°F
Mostly Cloudy
0 in
Fri 2/14
16° | 9°F
Sunny
0 in
Sat 2/15
35° | 18°F
PM Snow Showers
-- in
Sun 2/16
39° | 28°F
Partly Cloudy
0 in
Mon 2/17
41° | 29°F
Rain/Snow Showers
-- in
Tue 2/18
36° | 22°F
Partly Cloudy
0 in
Wed 2/19
37° | 27°F
Partly Cloudy
0 in
Thu 2/20
41° | 31°F
Partly Cloudy
-- in
4 PM
28 °F
19 °F
Feels Like (°F)
Temperature (°F)
30.15 in
99%
4%
Cloud Cover (%)
Chance of Precip. (%)
Chance of Snow (%)
Pressure. (in)
11 mph from W
View Calendar Forecast
Wind Speed

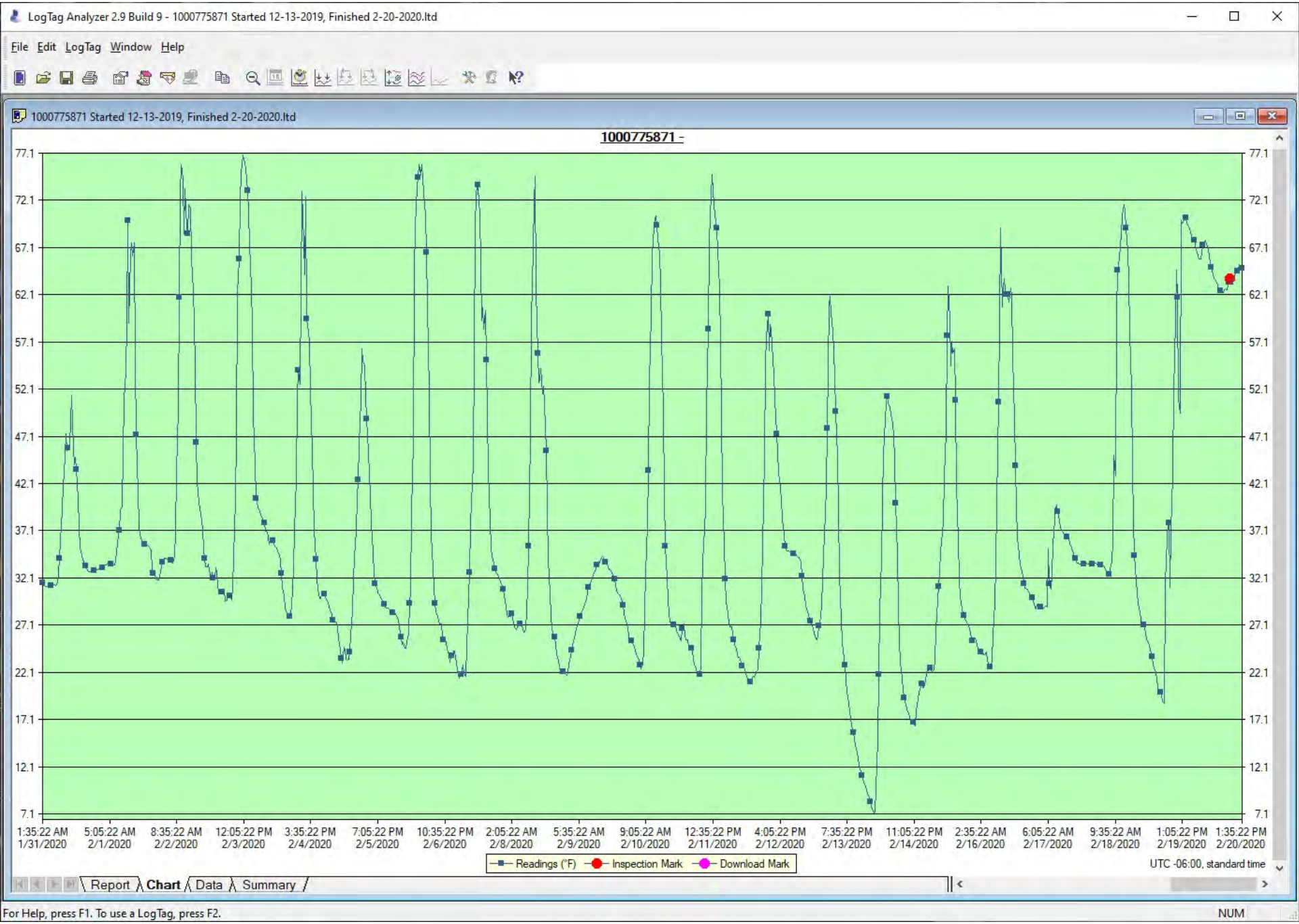
LogTag Analyzer 2.9 Build 9 - 1000775871 Started 12-13-2019, Finished 2-20-2020.ltd
File Edit LogTag Window Help
1000775871 Started 12-13-2019, Finished 2-20-2020.ltd
1000775871 -
77.1
72.1
67.1
62.1
57.1
52.1
47.1
42.1
37.1
32.1
27.1
22.1
17.1
12.1
7.1
1:35:22 AM 1/31/2020
5:05:22 AM 2/1/2020
8:35:22 AM 2/2/2020
12:05:22 PM 2/3/2020
3:35:22 PM 2/4/2020
7:05:22 PM 2/5/2020
10:35:22 PM 2/6/2020
2:05:22 AM 2/8/2020
5:35:22 AM 2/9/2020
9:05:22 AM 2/10/2020
12:35:22 PM 2/11/2020
4:05:22 PM 2/12/2020
7:35:22 PM 2/13/2020
11:05:22 PM 2/14/2020
2:35:22 AM 2/16/2020
6:05:22 AM 2/17/2020
9:35:22 AM 2/18/2020
1:05:22 PM 2/19/2020
1:35:22 PM 2/20/2020
Readings (°F)
Inspection Mark
Download Mark
UTC -06:00, standard time
Report
Chart
Data
Summary
For Help, press F1. To use a LogTag, press F2.
NUM

Index	Date	Time	Elapsed Time	Readings (°F)
2994	2/13/2020	10:35:22 PM	62 Days 08:30:00	15.0
2995	2/13/2020	11:05:22 PM	62 Days 09:00:00	14.3
2996	2/13/2020	11:35:22 PM	62 Days 09:30:00	13.6
2997	2/14/2020	12:05:22 AM	62 Days 10:00:00	12.9
2998	2/14/2020	12:35:22 AM	62 Days 10:30:00	12.3
2999	2/14/2020	1:05:22 AM	62 Days 11:00:00	11.6
3000	2/14/2020	1:35:22 AM	62 Days 11:30:00	11.2
3001	2/14/2020	2:05:22 AM	62 Days 12:00:00	10.9
3002	2/14/2020	2:35:22 AM	62 Days 12:30:00	10.5
3003	2/14/2020	3:05:22 AM	62 Days 13:00:00	10.0
3004	2/14/2020	3:35:22 AM	62 Days 13:30:00	9.8
3005	2/14/2020	4:05:22 AM	62 Days 14:00:00	9.2
3006	2/14/2020	4:35:22 AM	62 Days 14:30:00	8.9
3007	2/14/2020	5:05:22 AM	62 Days 15:00:00	8.4
3008	2/14/2020	5:35:22 AM	62 Days 15:30:00	7.9
3009	2/14/2020	6:05:22 AM	62 Days 16:00:00	7.5
3010	2/14/2020	6:35:22 AM	62 Days 16:30:00	7.2
3011	2/14/2020	7:05:22 AM	62 Days 17:00:00	7.3
3012	2/14/2020	7:35:22 AM	62 Days 17:30:00	9.8
3013	2/14/2020	8:05:22 AM	62 Days 18:00:00	15.0
3014	2/14/2020	8:35:22 AM	62 Days 18:30:00	21.9
3015	2/14/2020	9:05:22 AM	62 Days 19:00:00	28.5
3016	2/14/2020	9:35:22 AM	62 Days 19:30:00	34.2
3017	2/14/2020	10:05:22 AM	62 Days 20:00:00	40.2
3018	2/14/2020	10:35:22 AM	62 Days 20:30:00	45.2
3019	2/14/2020	11:05:22 AM	62 Days 21:00:00	48.9
3020	2/14/2020	11:35:22 AM	62 Days 21:30:00	50.6
3021	2/14/2020	12:05:22 PM	62 Days 22:00:00	51.3
3022	2/14/2020	12:35:22 PM	62 Days 22:30:00	50.6
3023	2/14/2020	1:05:22 PM	62 Days 23:00:00	50.2
3024	2/14/2020	1:35:22 PM	62 Days 23:30:00	49.3

Report | Chart | **Data** | Summary

For Help, press F1. To use a LogTag, press F2.

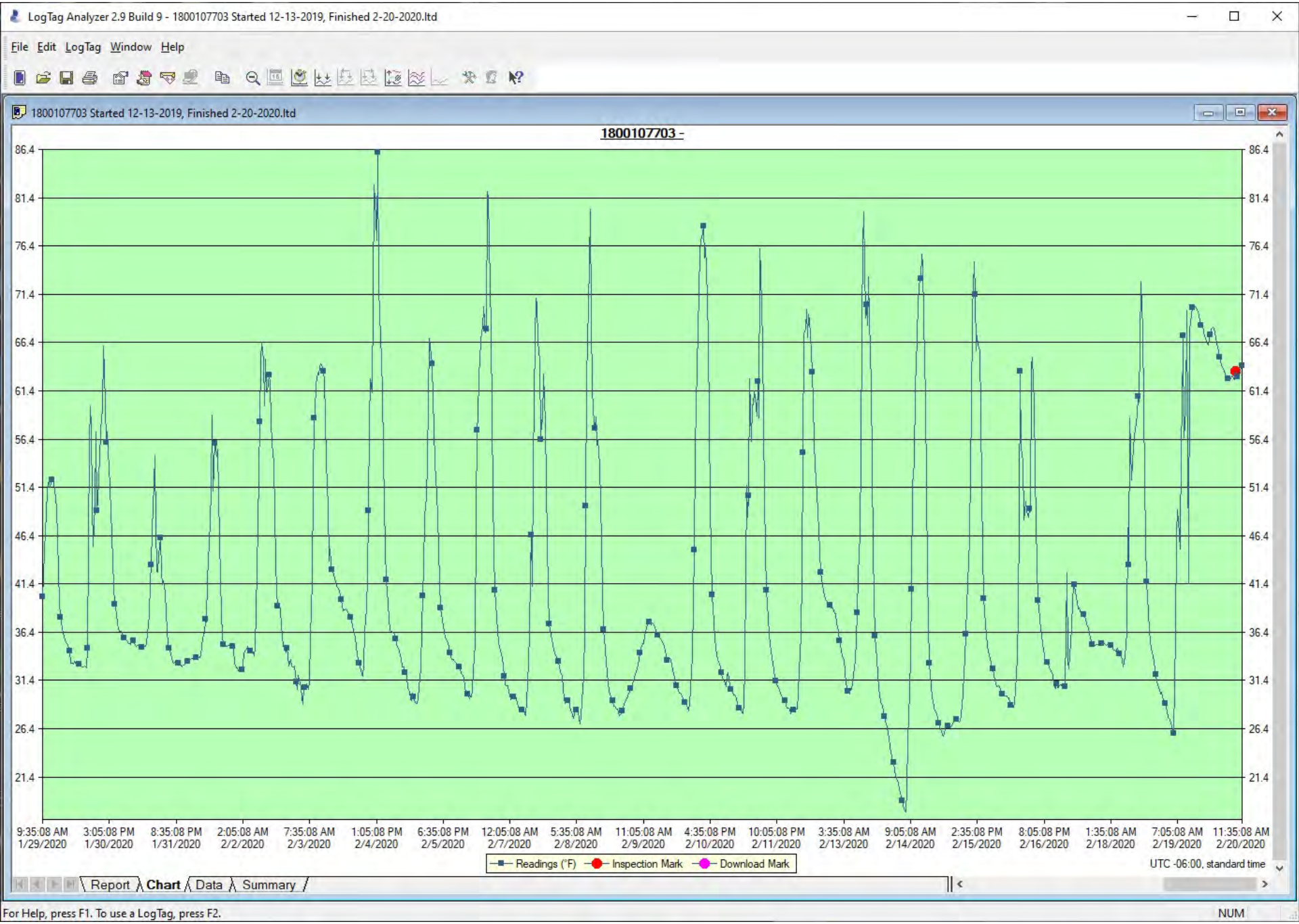
LogTag Analyzer 2.9 Build 9 - 1800107703 Started 12-13-2019, Finished 2-20-2020.ltd
File Edit LogTag Window Help
1800107703 Started 12-13-2019, Finished 2-20-2020.ltd
1800107703 -
86.4
81.4
76.4
71.4
66.4
61.4
56.4
51.4
46.4
41.4
36.4
31.4
26.4
21.4
9:35:08 AM 1/29/2020
3:05:08 PM 1/30/2020
8:35:08 PM 1/31/2020
2:05:08 AM 2/2/2020
7:35:08 AM 2/3/2020
1:05:08 PM 2/4/2020
6:35:08 PM 2/5/2020
12:05:08 AM 2/7/2020
5:35:08 AM 2/8/2020
11:05:08 AM 2/9/2020
4:35:08 PM 2/10/2020
10:05:08 PM 2/11/2020
3:35:08 AM 2/13/2020
9:05:08 AM 2/14/2020
2:35:08 PM 2/15/2020
8:05:08 PM 2/16/2020
1:35:08 AM 2/18/2020
7:05:08 AM 2/19/2020
11:35:08 AM 2/20/2020
Readings (°F)
Inspection Mark
Download Mark
UTC -06:00, standard time
Report
Chart
Data
Summary
For Help, press F1. To use a LogTag, press F2.
NUM

6	2/13/2020	11:35:08 PM	62 Days 09:30:00	25.4
7	2/14/2020	12:05:08 AM	62 Days 10:00:00	24.6
8	2/14/2020	12:35:08 AM	62 Days 10:30:00	24.0
9	2/14/2020	1:05:08 AM	62 Days 11:00:00	23.0
0	2/14/2020	1:35:08 AM	62 Days 11:30:00	22.9
1	2/14/2020	2:05:08 AM	62 Days 12:00:00	22.1
2	2/14/2020	2:35:08 AM	62 Days 12:30:00	21.6
3	2/14/2020	3:05:08 AM	62 Days 13:00:00	21.3
4	2/14/2020	3:35:08 AM	62 Days 13:30:00	20.8
5	2/14/2020	4:05:08 AM	62 Days 14:00:00	20.1
6	2/14/2020	4:35:08 AM	62 Days 14:30:00	19.8
7	2/14/2020	5:05:08 AM	62 Days 15:00:00	19.4
8	2/14/2020	5:35:08 AM	62 Days 15:30:00	18.9
9	2/14/2020	6:05:08 AM	62 Days 16:00:00	18.2
0	2/14/2020	6:35:08 AM	62 Days 16:30:00	18.0
1	2/14/2020	7:05:08 AM	62 Days 17:00:00	17.8
2	2/14/2020	7:35:08 AM	62 Days 17:30:00	20.2
3	2/14/2020	8:05:08 AM	62 Days 18:00:00	25.3
4	2/14/2020	8:35:08 AM	62 Days 18:30:00	30.2
5	2/14/2020	9:05:08 AM	62 Days 19:00:00	34.1
6	2/14/2020	9:35:08 AM	62 Days 19:30:00	40.8
7	2/14/2020	10:05:08 AM	62 Days 20:00:00	51.7
8	2/14/2020	10:35:08 AM	62 Days 20:30:00	53.9
9	2/14/2020	11:05:08 AM	62 Days 21:00:00	61.8
0	2/14/2020	11:35:08 AM	62 Days 21:30:00	64.1
1	2/14/2020	12:05:08 PM	62 Days 22:00:00	66.8
2	2/14/2020	12:35:08 PM	62 Days 22:30:00	70.8
3	2/14/2020	1:05:08 PM	62 Days 23:00:00	73.1
4	2/14/2020	1:35:08 PM	62 Days 23:30:00	73.0
5	2/14/2020	2:05:08 PM	63 Days 00:00:00	75.5

LogTag Analyzer 2.9 Build 9 - 1800107705 Started 1-18-2019, Finished 2-19-2019.ltd

File Edit LogTag Window Help

1800107705 Started 1-18-2019, Finished 2-19-2019.ltd

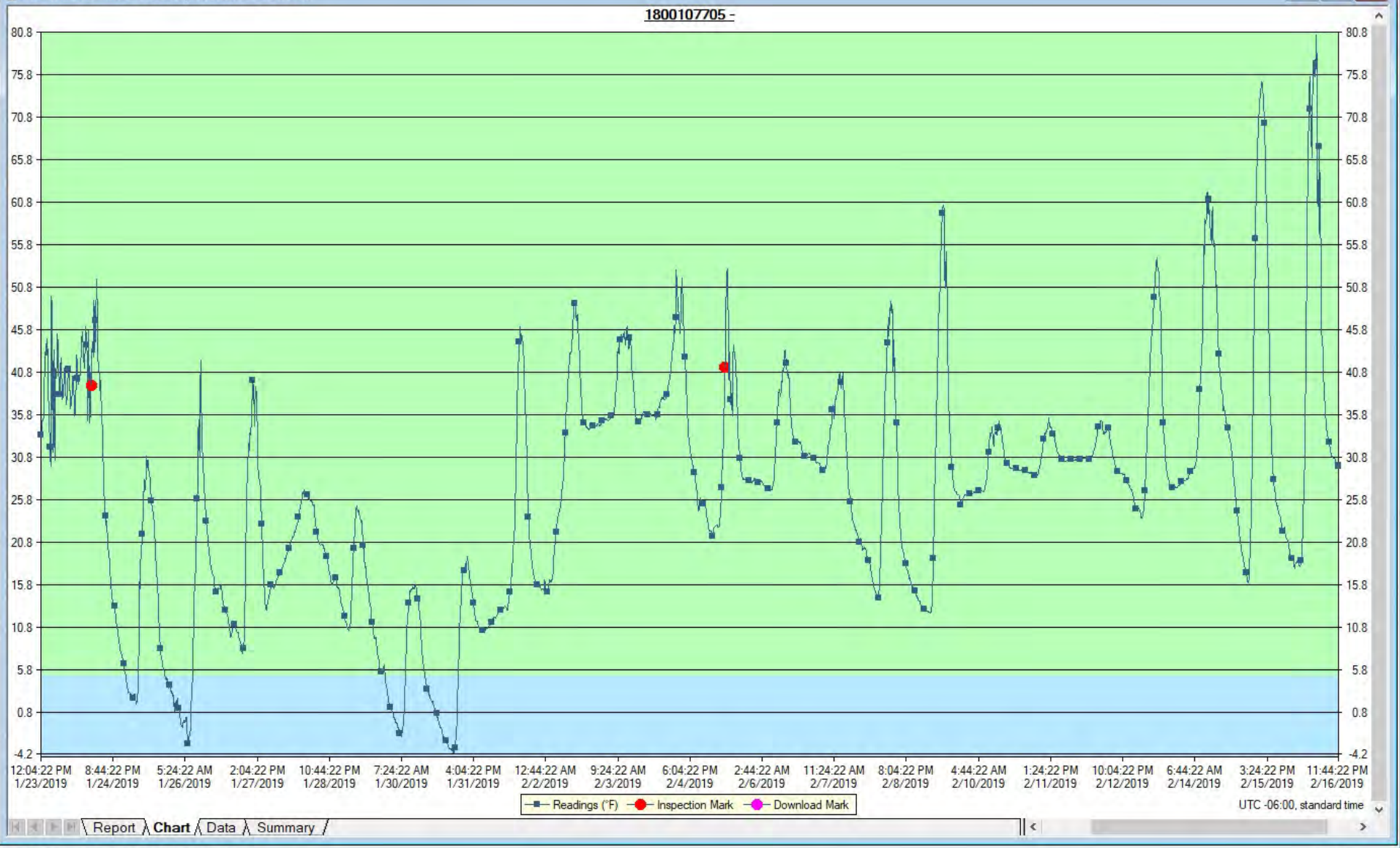

Report Chart Data Summary

For Help, press F1. To use a LogTag, press F2.

NUM

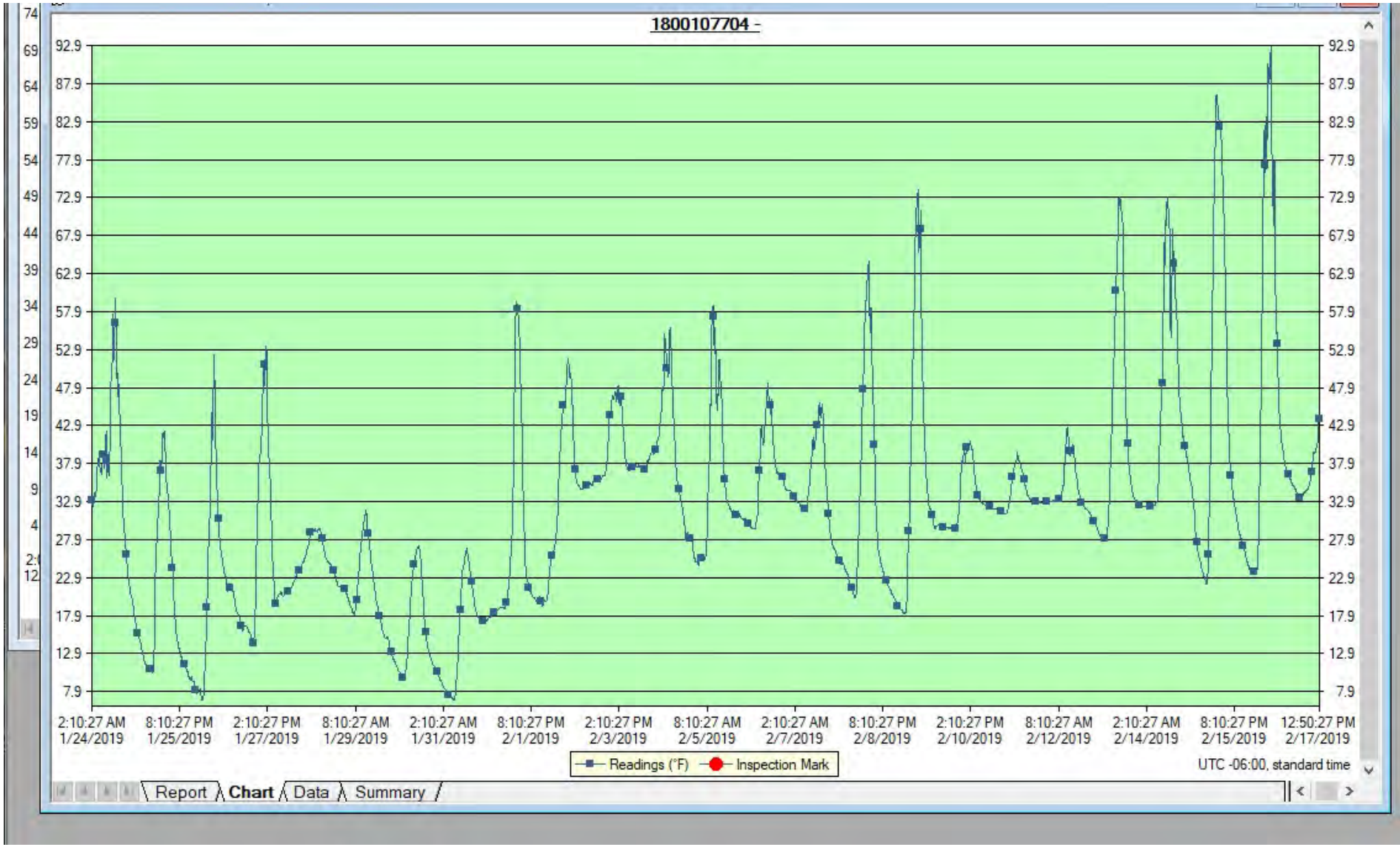
1800107704 -
92.9
87.9
82.9
77.9
72.9
67.9
62.9
57.9
52.9
47.9
42.9
37.9
32.9
27.9
22.9
17.9
12.9
7.9
2:10:27 AM 1/24/2019
8:10:27 PM 1/25/2019
2:10:27 PM 1/27/2019
8:10:27 AM 1/29/2019
2:10:27 AM 1/31/2019
8:10:27 PM 2/1/2019
2:10:27 PM 2/3/2019
8:10:27 AM 2/5/2019
2:10:27 AM 2/7/2019
8:10:27 PM 2/8/2019
2:10:27 PM 2/10/2019
8:10:27 AM 2/12/2019
2:10:27 AM 2/14/2019
8:10:27 PM 2/15/2019
12:50:27 PM 2/17/2019
Readings (°F)
Inspection Mark
UTC -06:00, standard time
Report
Chart
Data
Summary









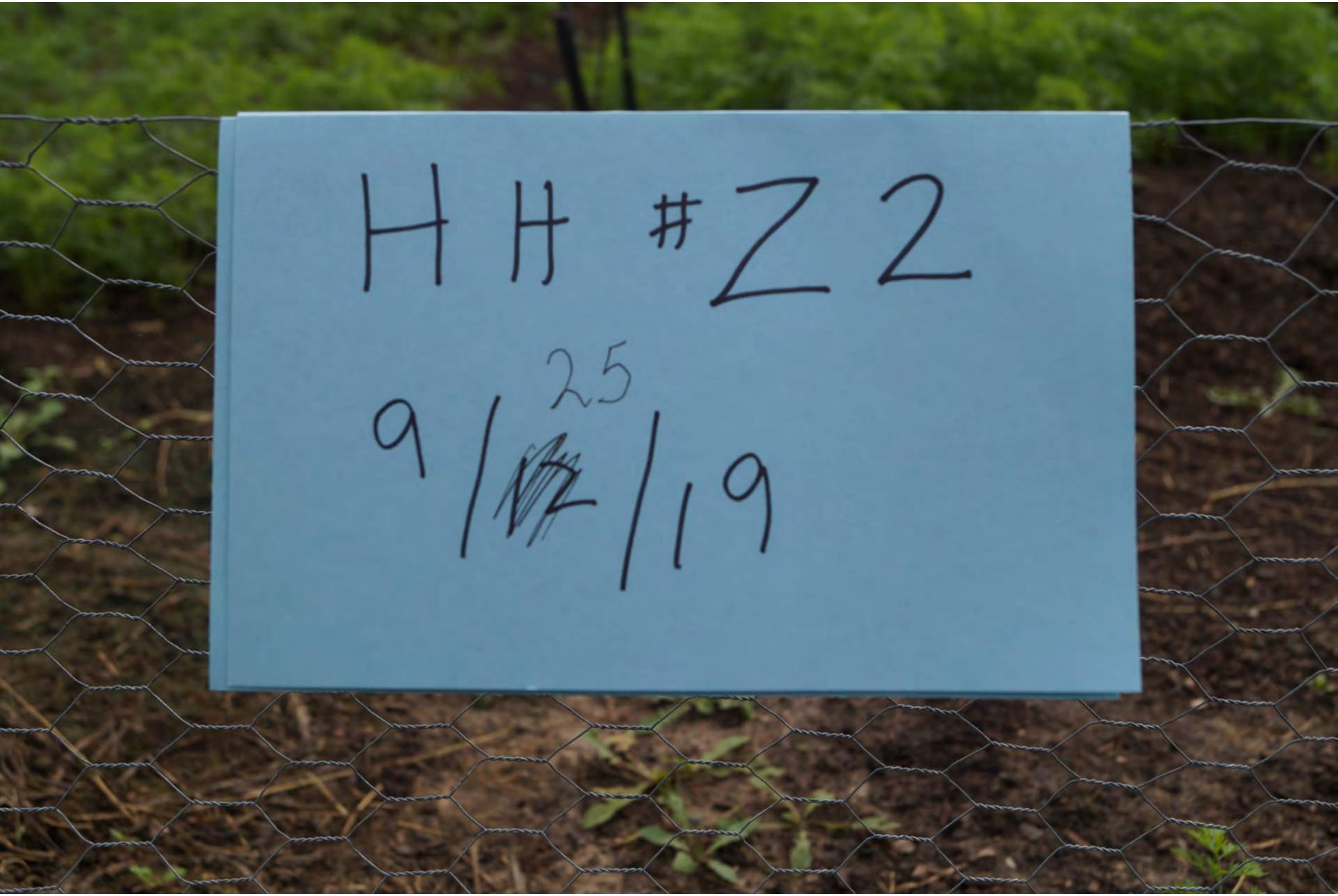
HH #Z2
9/25/19







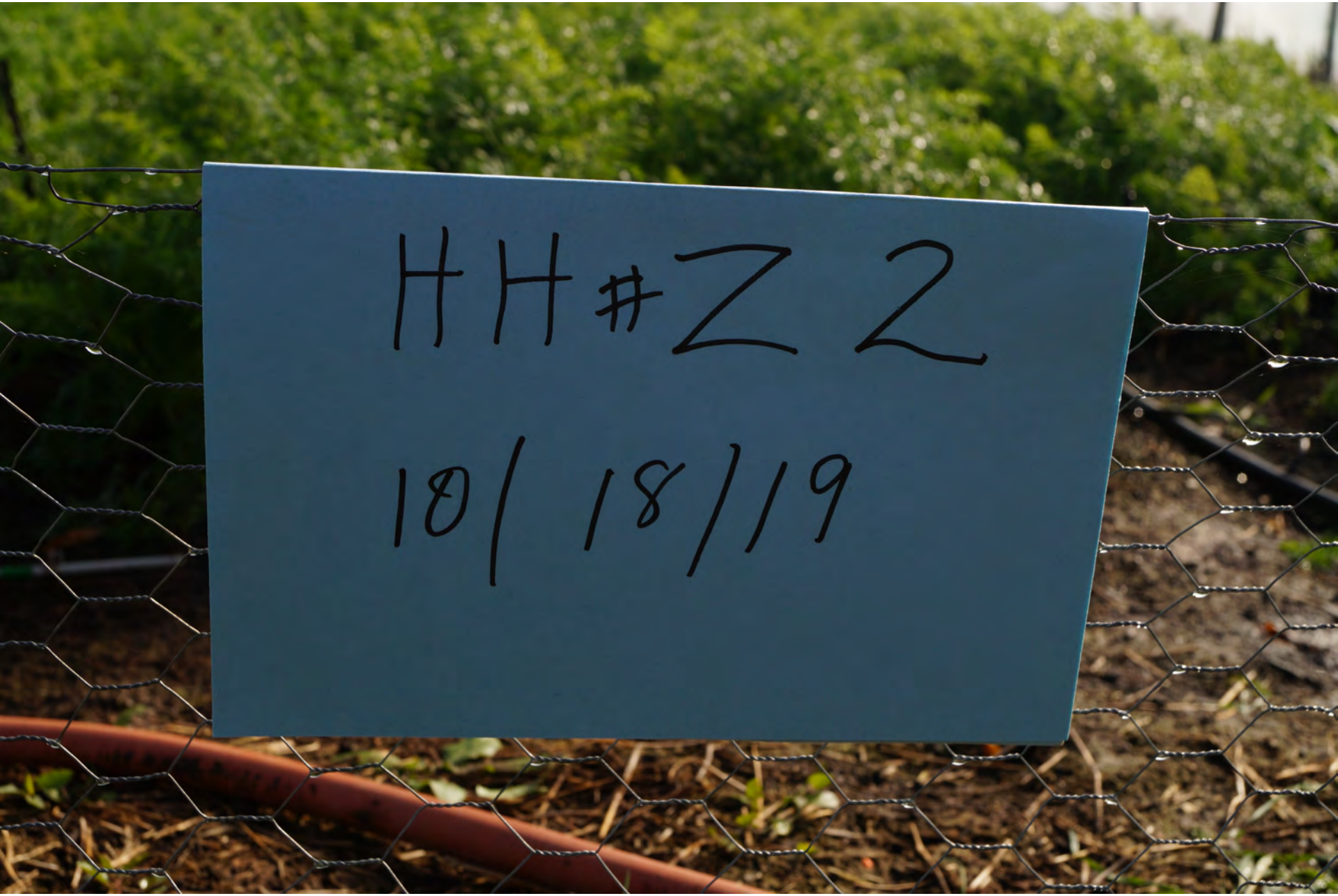
HH#Z2
10/18/19










HH#Z2
118/78/119




HH#Z4
9/12/19







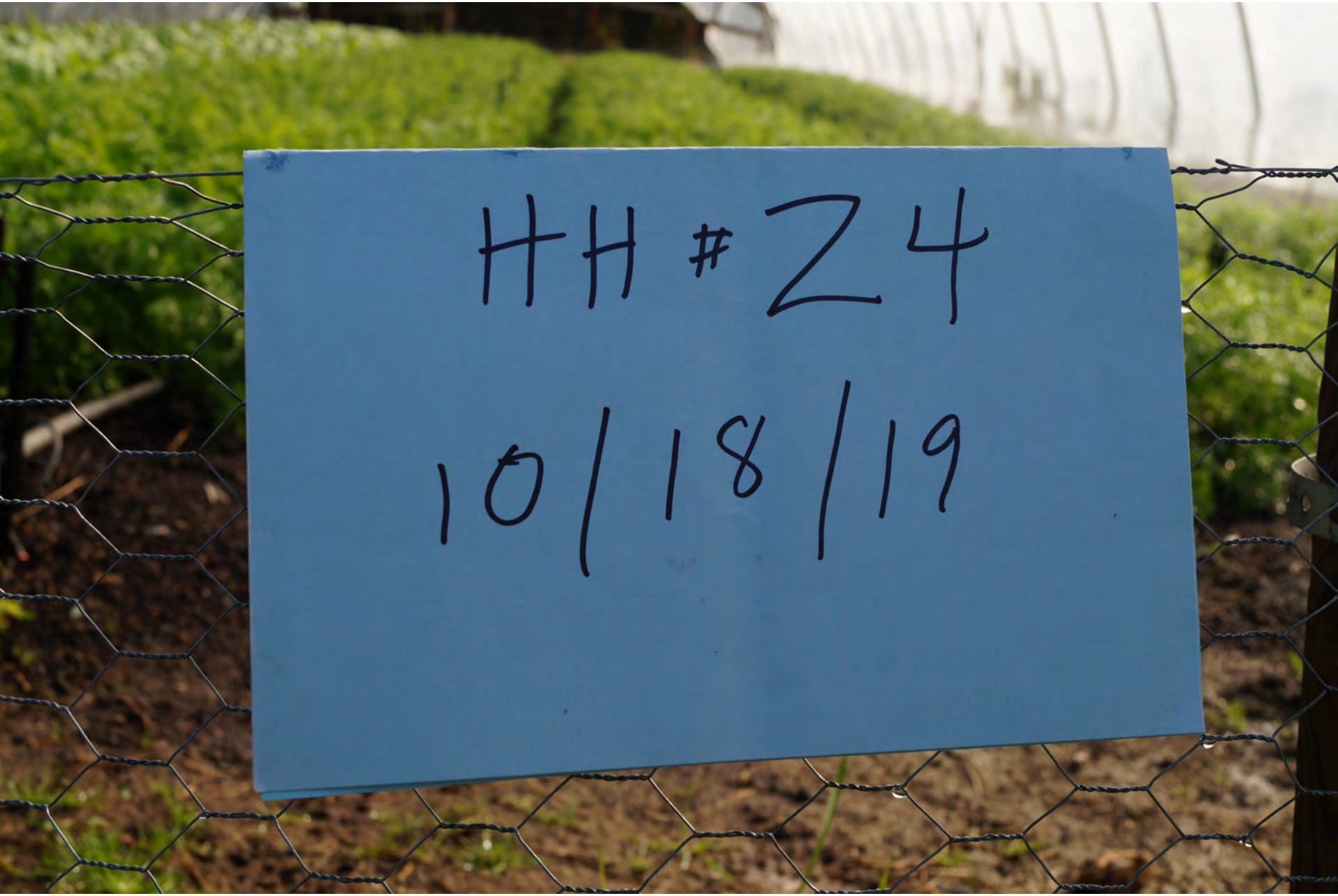
HH #24
10/18/19










HH #24
11/7/19





Z4

Jan 10, 2020



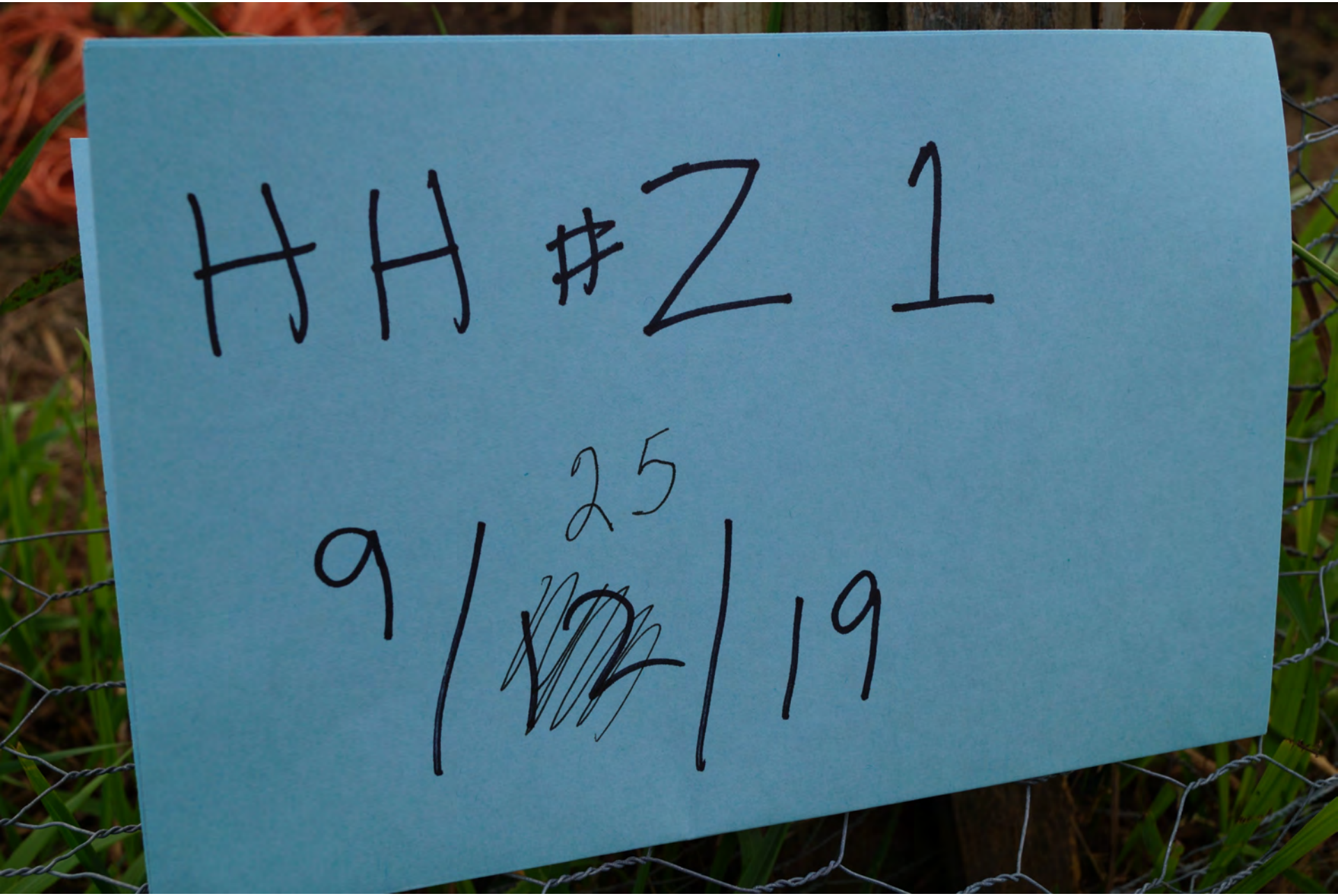
HH#Z 1
9/25/19









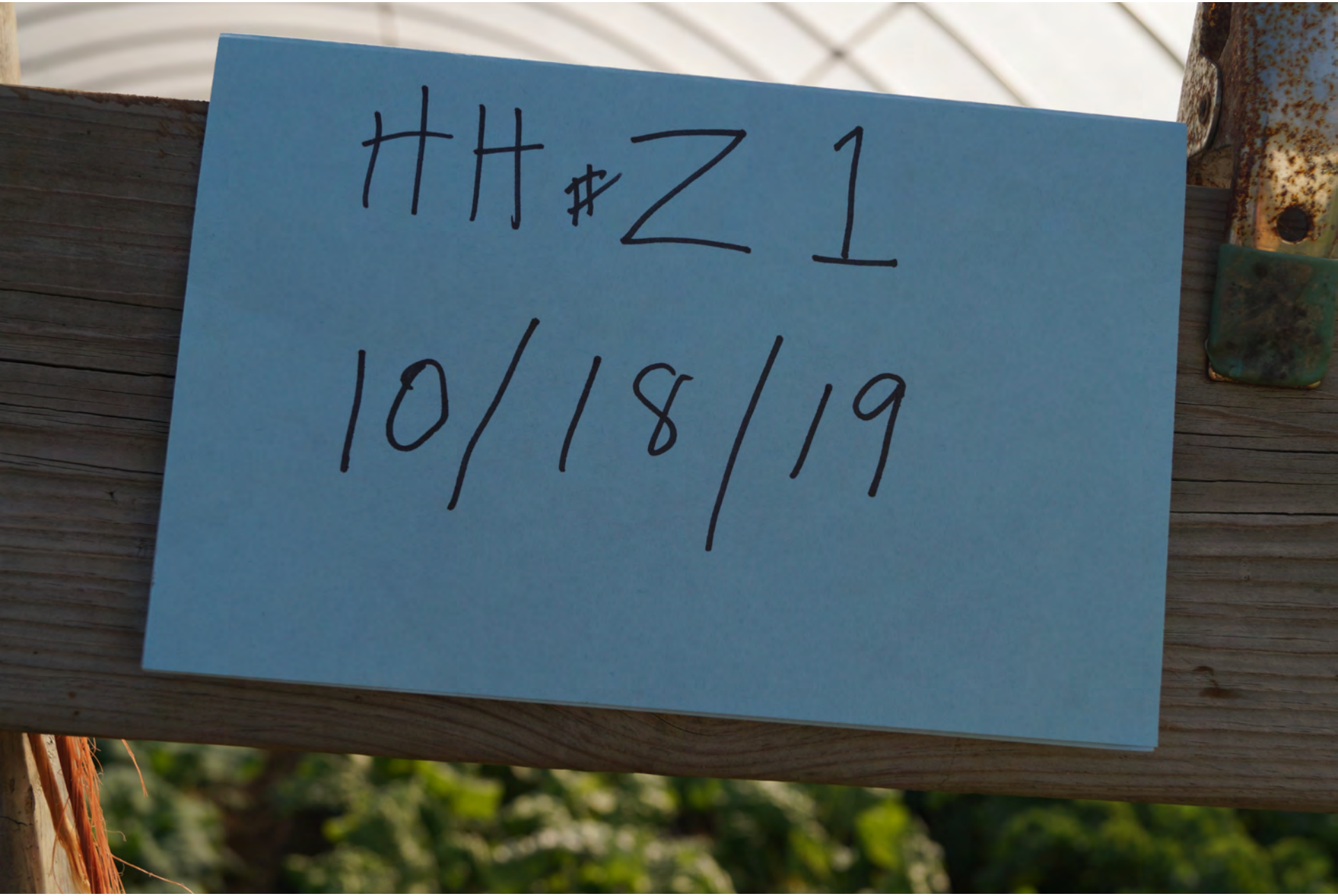
HH#Z1
10/18/19














HH#Z1
10/78/19









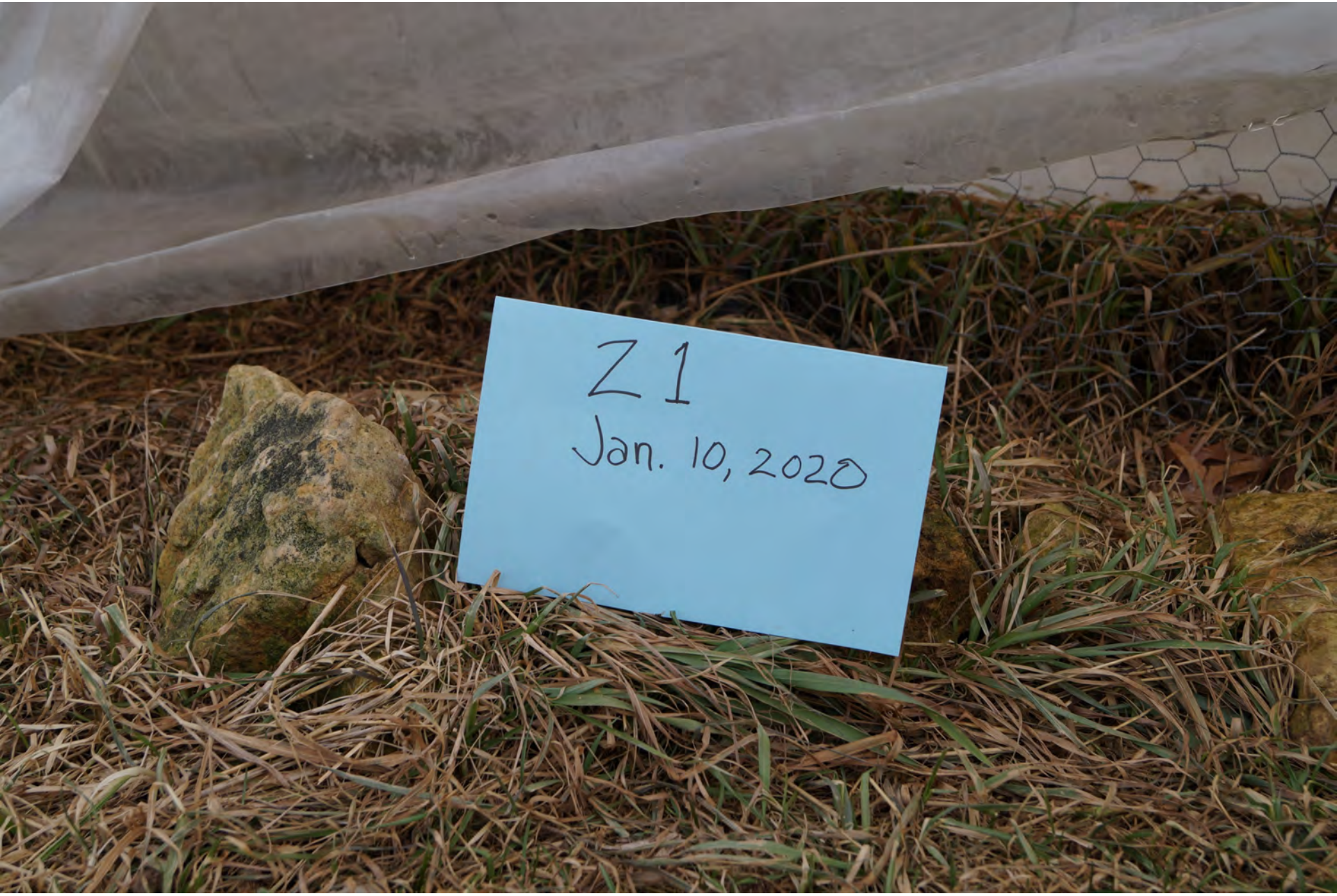
Z1
Jan. 10, 2020

















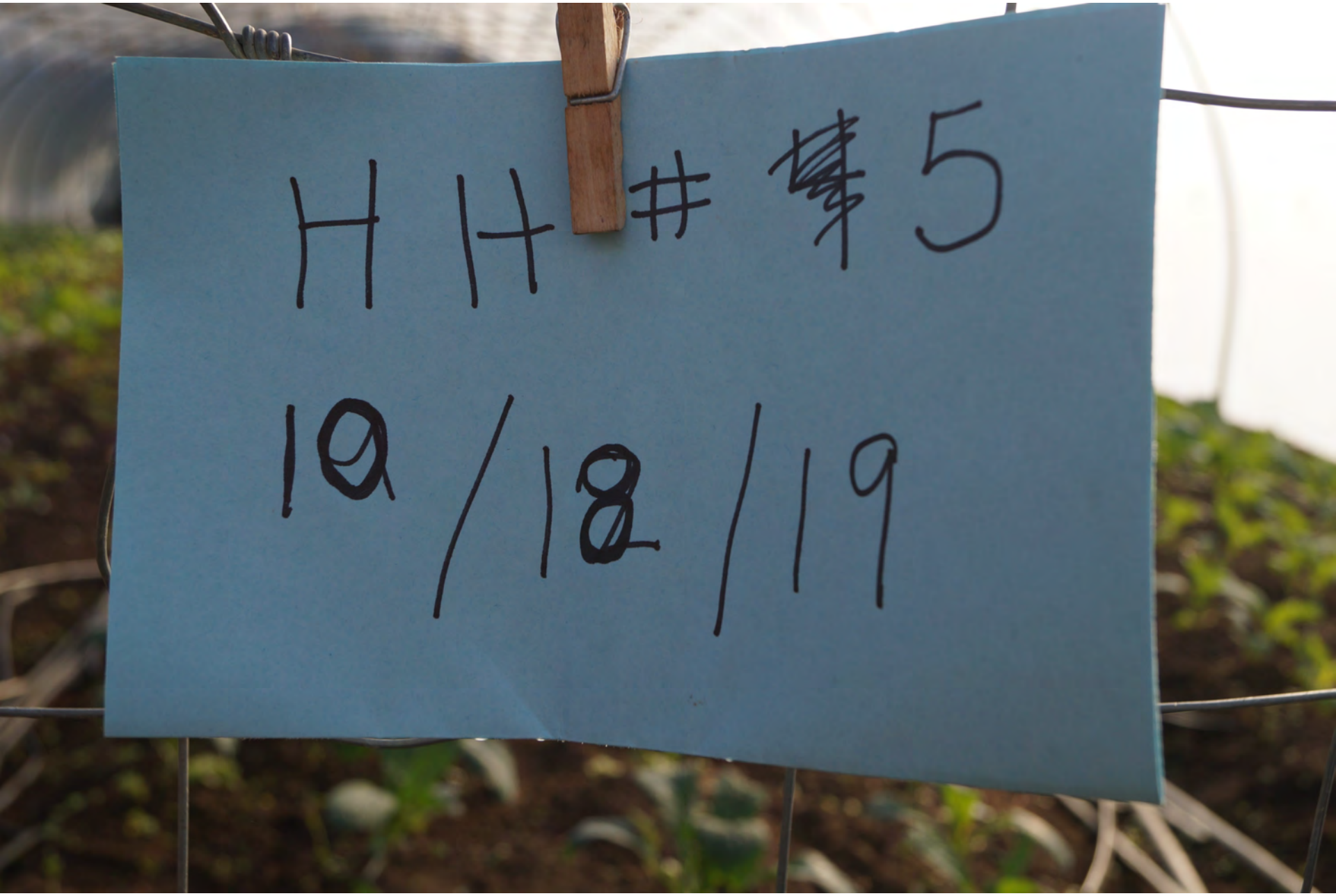
HH#5
10/18/19










HH #5
Jan. 10, 2020



































Solarize
















WISP AIR
MODEL 1.5 HP. 9.2 AMPS. 110 VOLTS
A.S.I.
1257 S. WRIGHT ST.
visit us at
www.actionspas.com
714-567-9214
Tapered Slip Fitting
No Gluing Required










CARAVAN

Prepping and Planting



























Picture Dates

9/27-10/5-10/20





























Cutting Management

and Quality



















Spinach With No ROW COVER









Disease and Pests

Bed Shape

















Symphylan


















8




WISCONSIN
W


Snug Haven
Frost Sweetened
Spinach
Pre Washed-Ready to Eat!!





One Hour Later
A Little Help from the SUN



























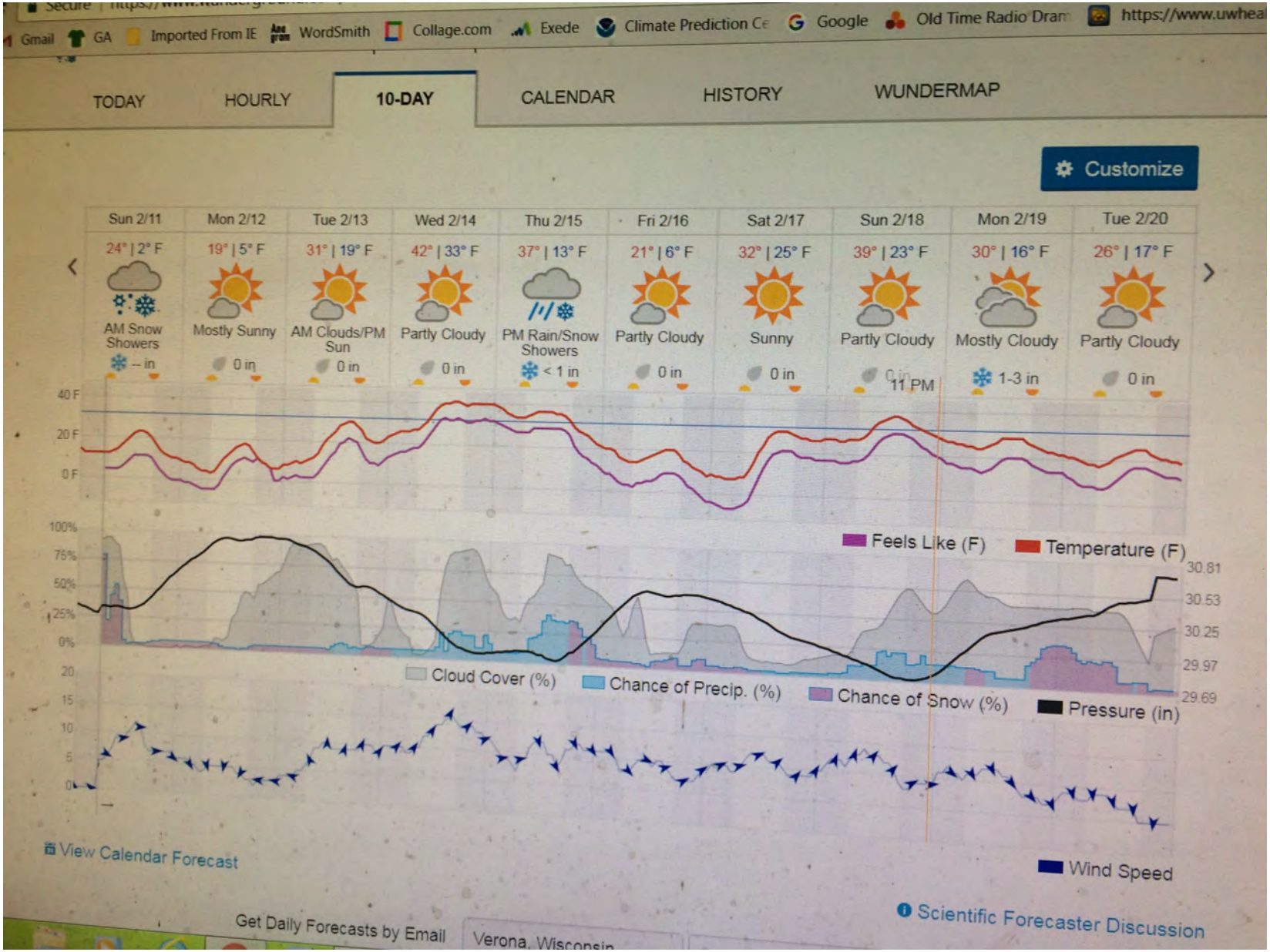
Gmail
GA
Imported From IE
WordSmith
Collage.com
Exede
Climate Prediction Ce
Google
Old Time Radio Dram
https://www.uwhea
TODAY
HOURLY
10-DAY
CALENDAR
HISTORY
WUNDERMAP
Customize
Sun 2/11
Mon 2/12
Tue 2/13
Wed 2/14
Thu 2/15
Fri 2/16
Sat 2/17
Sun 2/18
Mon 2/19
Tue 2/20
24° | 2° F
19° | 5° F
31° | 19° F
42° | 33° F
37° | 13° F
21° | 6° F
32° | 25° F
39° | 23° F
30° | 16° F
26° | 17° F
AM Snow Showers
Mostly Sunny
AM Clouds/PM Sun
Partly Cloudy
PM Rain/Snow Showers
Partly Cloudy
Sunny
Partly Cloudy
Mostly Cloudy
Partly Cloudy
-- in
0 in
0 in
0 in
< 1 in
0 in
0 in
0 in
1-3 in
0 in
11 PM
40 F
20 F
0 F
100%
75%
50%
25%
0%
20
15
10
5
0
Feels Like (F)
Temperature (F)
30.81
30.53
30.25
29.97
29.69
Cloud Cover (%)
Chance of Precip. (%)
Chance of Snow (%)
Pressure (in)
Wind Speed
View Calendar Forecast
Get Daily Forecasts by Email
Verona, Wisconsin
Scientific Forecaster Discussion



Temperature Zones



















































LogTag Analyzer 2.9 Build 9 - 1800107703 Started 12-13-2019, Finished 2-20-2020 Copy 1.ltd - [1800107703 Started 12-13-2019, Finished 2-20-2020 Copy 1.ltd]

File Edit LogTag Window Help

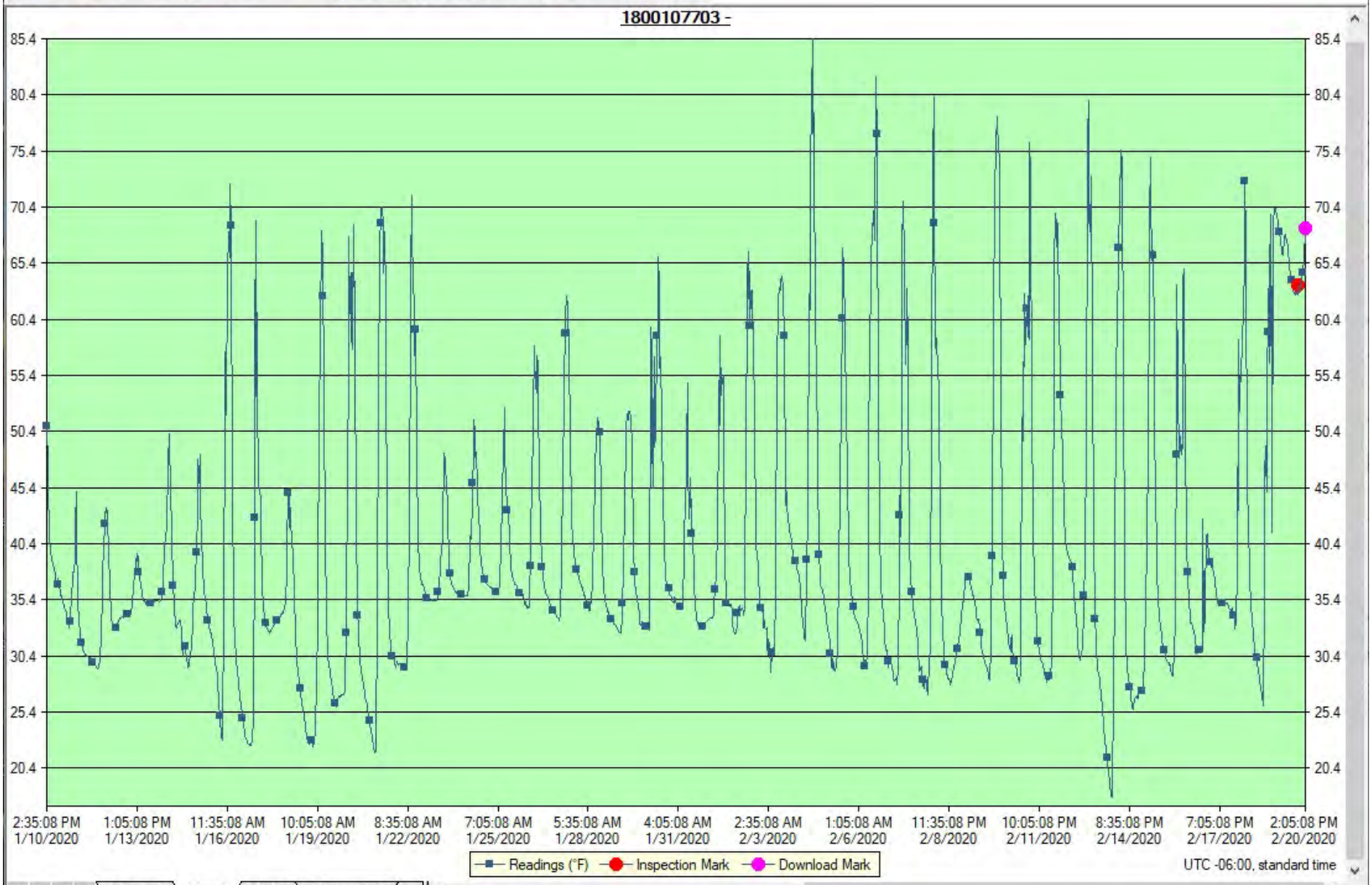

Report | Chart | Data | Summary

For Help, press F1. To use a LogTag, press F2.

NUM

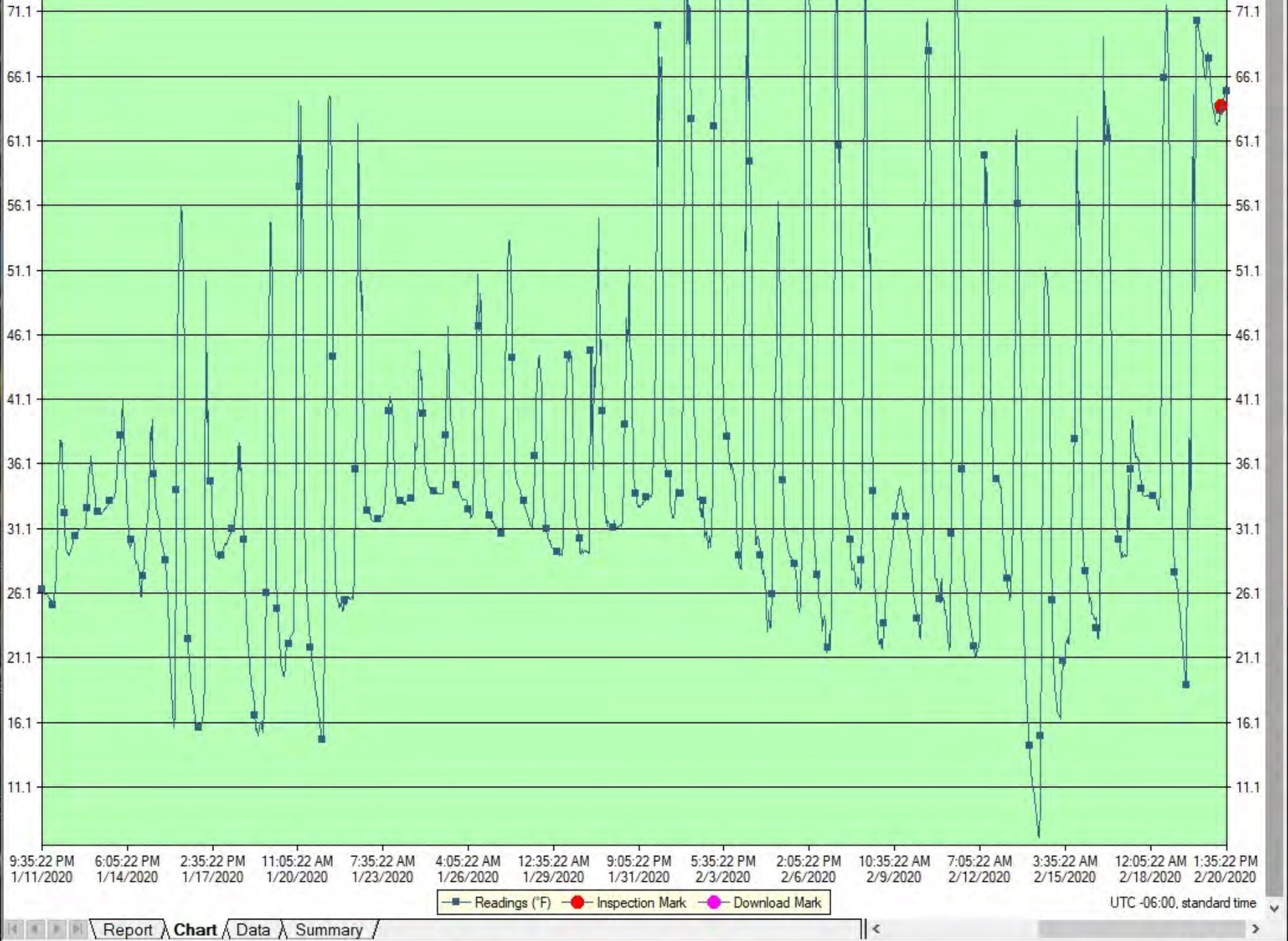

Report | Chart | Data | Summary

For Help, press F1. To use a LogTag, press F2.

NUM



Coverings





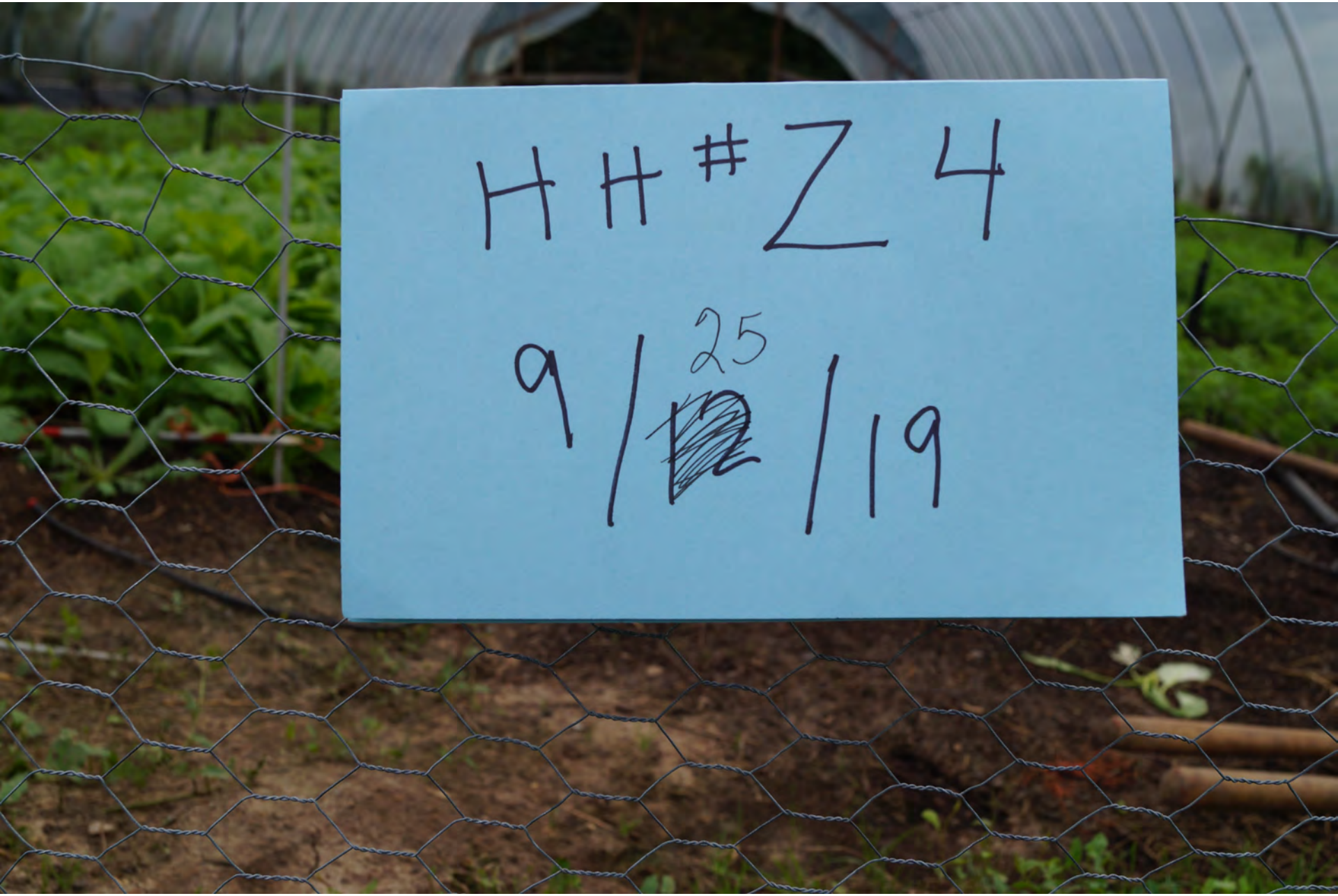
HH#Z4
9/25/19



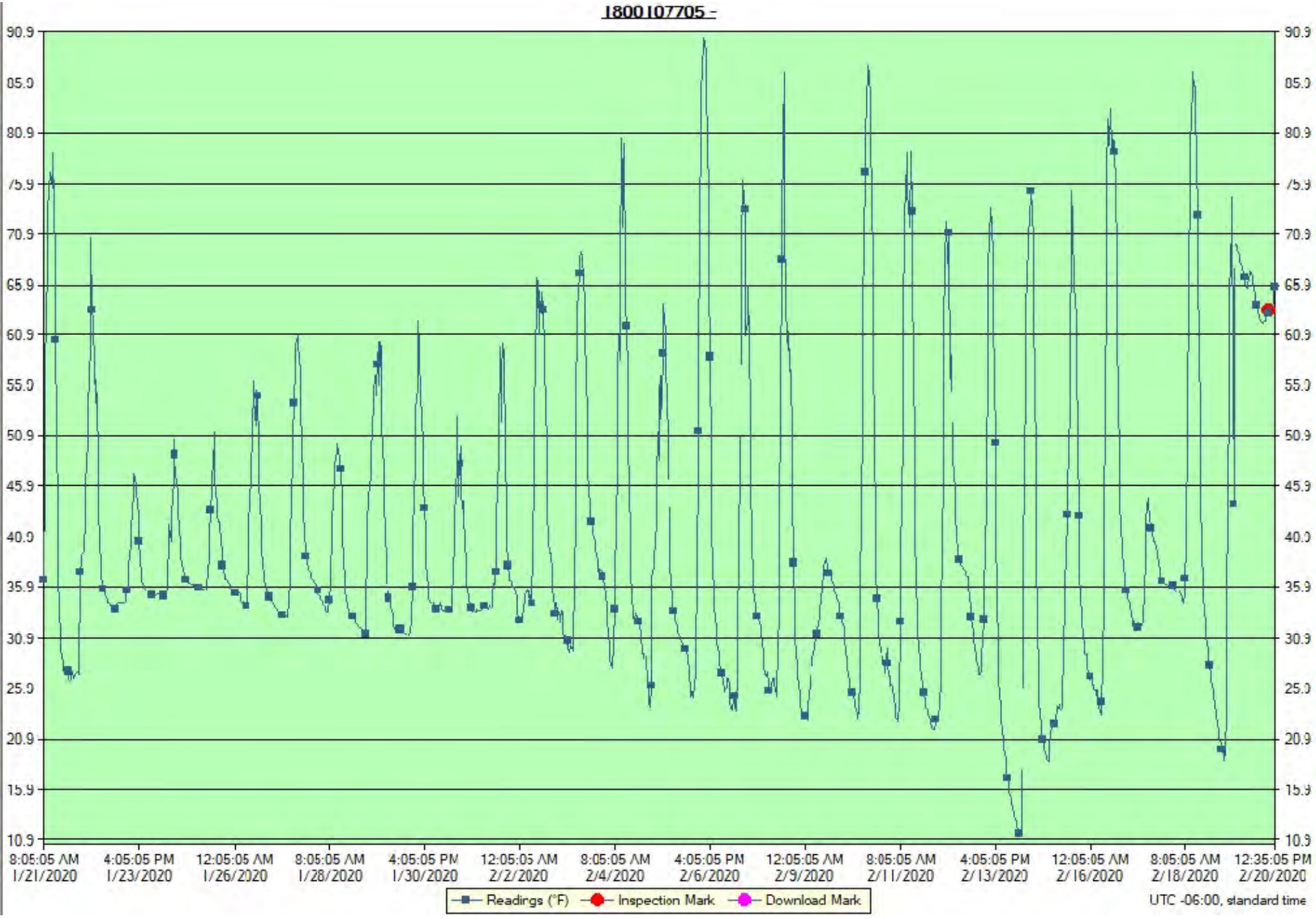
1800107705 -
90.9
85.9
80.9
75.9
70.9
65.9
60.9
55.0
50.9
45.9
40.0
35.9
30.9
25.9
20.9
15.9
10.9
8:05:05 AM 1/21/2020
4:05:05 PM 1/23/2020
12:05:05 AM 1/26/2020
8:05:05 AM 1/28/2020
4:05:05 PM 1/30/2020
12:05:05 AM 2/2/2020
8:05:05 AM 2/4/2020
4:05:05 PM 2/6/2020
12:05:05 AM 2/9/2020
8:05:05 AM 2/11/2020
4:05:05 PM 2/13/2020
12:05:05 AM 2/16/2020
8:05:05 AM 2/18/2020
12:35:05 PM 2/20/2020
Readings (°F)
Inspection Mark
Download Mark
UTC -06:00, standard time

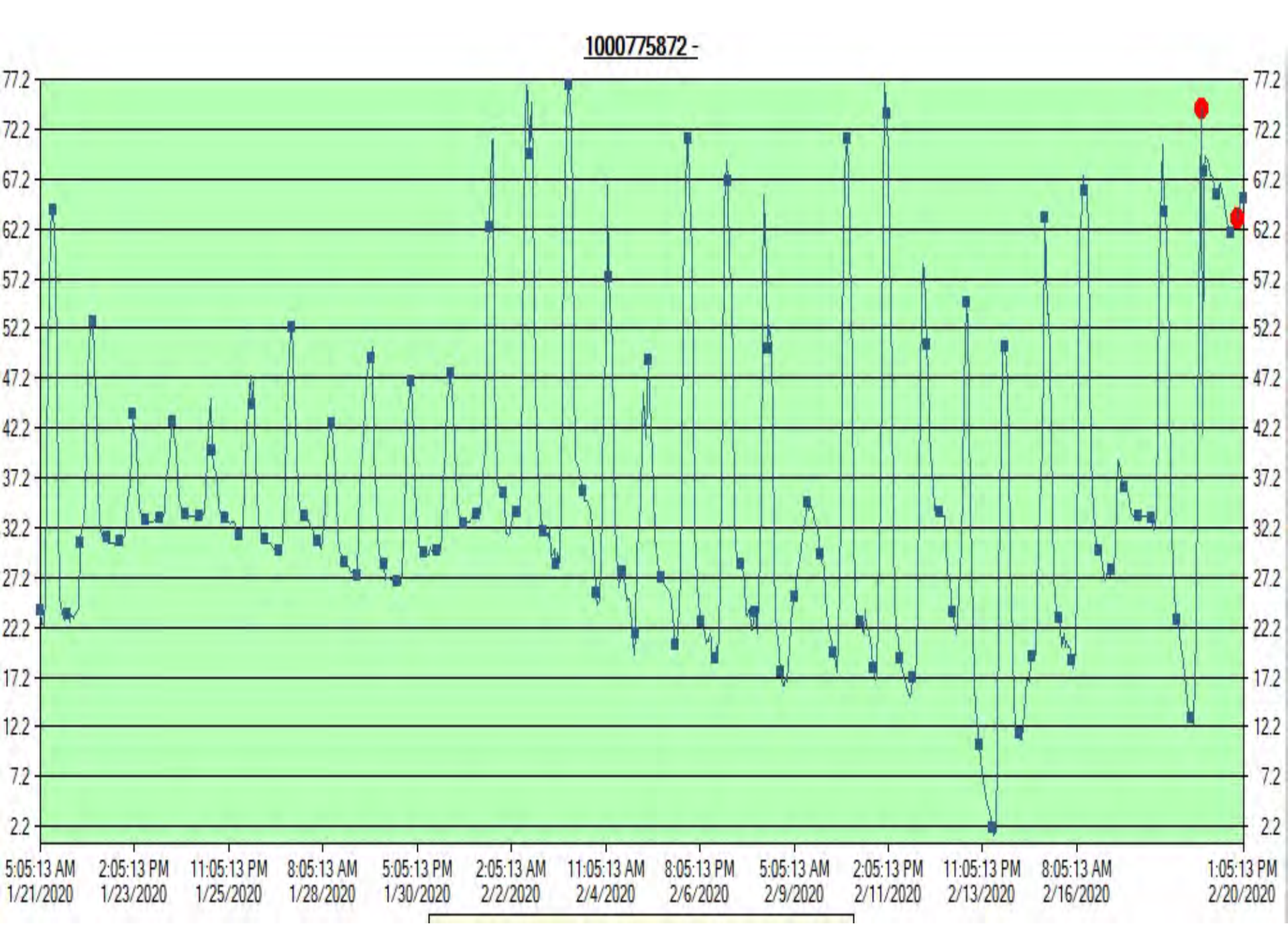
1000775872 -
77.2
72.2
67.2
62.2
57.2
52.2
47.2
42.2
37.2
32.2
27.2
22.2
17.2
12.2
7.2
2.2
5:05:13 AM 1/21/2020
2:05:13 PM 1/23/2020
11:05:13 PM 1/25/2020
8:05:13 AM 1/28/2020
5:05:13 PM 1/30/2020
2:05:13 AM 2/2/2020
11:05:13 AM 2/4/2020
8:05:13 PM 2/6/2020
5:05:13 AM 2/9/2020
2:05:13 PM 2/11/2020
11:05:13 PM 2/13/2020
8:05:13 AM 2/16/2020
1:05:13 PM 2/20/2020

1000775872 Started 12-13-2019, Finished 2-20-2020.ltd

Index	Date	Time	Elapsed Time	Readings (°F)
1491	2/13/2020	4:05:13 PM	62 Days 02:00:00	34.1
1492	2/13/2020	5:05:13 PM	62 Days 03:00:00	22.3
1493	2/13/2020	6:05:13 PM	62 Days 04:00:00	16.8
1494	2/13/2020	7:05:13 PM	62 Days 05:00:00	14.0
1495	2/13/2020	8:05:13 PM	62 Days 06:00:00	11.9
1496	2/13/2020	9:05:13 PM	62 Days 07:00:00	10.3
1497	2/13/2020	10:05:13 PM	62 Days 08:00:00	9.2
1498	2/13/2020	11:05:13 PM	62 Days 09:00:00	7.7
1499	2/14/2020	12:05:13 AM	62 Days 10:00:00	6.1
1500	2/14/2020	1:05:13 AM	62 Days 11:00:00	5.1
1501	2/14/2020	2:05:13 AM	62 Days 12:00:00	4.5
1502	2/14/2020	3:05:13 AM	62 Days 13:00:00	3.5
1503	2/14/2020	4:05:13 AM	62 Days 14:00:00	3.0
1504	2/14/2020	5:05:13 AM	62 Days 15:00:00	2.0
1505	2/14/2020	6:05:13 AM	62 Days 16:00:00	1.3
1506	2/14/2020	7:05:13 AM	62 Days 17:00:00	1.6
1507	2/14/2020	8:05:13 AM	62 Days 18:00:00	9.8
1508	2/14/2020	9:05:13 AM	62 Days 19:00:00	25.8
1509	2/14/2020	10:05:13 AM	62 Days 20:00:00	42.2
1510	2/14/2020	11:05:13 AM	62 Days 21:00:00	49.7
1511	2/14/2020	12:05:13 PM	62 Days 22:00:00	49.9
1512	2/14/2020	1:05:13 PM	62 Days 23:00:00	50.3
1513	2/14/2020	2:05:13 PM	63 Days 00:00:00	46.8
1514	2/14/2020	3:05:13 PM	63 Days 01:00:00	40.2

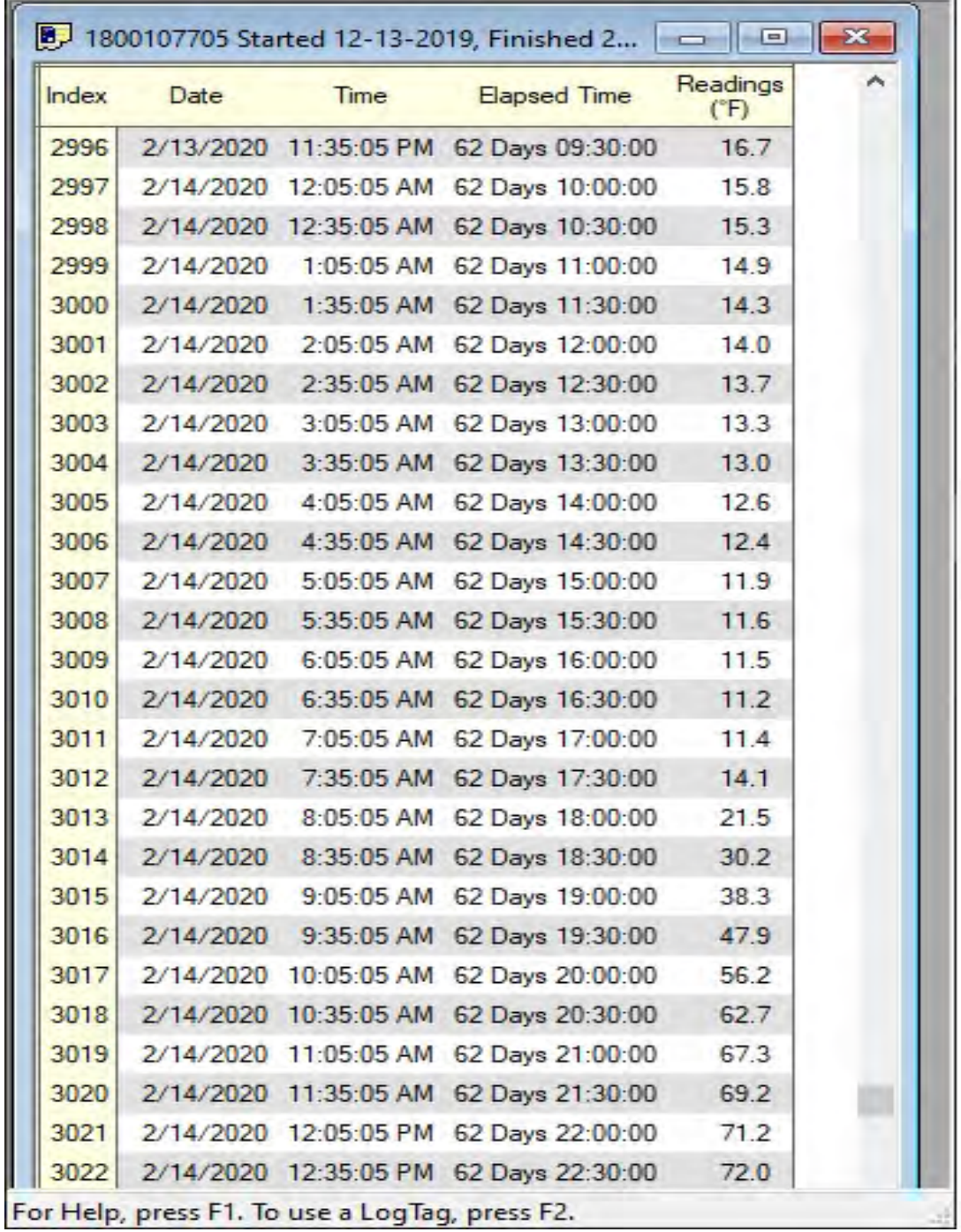
1800107705 Started 12-13-2019, Finished 2...

Index	Date	Time	Elapsed Time	Readings (°F)
2996	2/13/2020	11:35:05 PM	62 Days 09:30:00	16.7
2997	2/14/2020	12:05:05 AM	62 Days 10:00:00	15.8
2998	2/14/2020	12:35:05 AM	62 Days 10:30:00	15.3
2999	2/14/2020	1:05:05 AM	62 Days 11:00:00	14.9
3000	2/14/2020	1:35:05 AM	62 Days 11:30:00	14.3
3001	2/14/2020	2:05:05 AM	62 Days 12:00:00	14.0
3002	2/14/2020	2:35:05 AM	62 Days 12:30:00	13.7
3003	2/14/2020	3:05:05 AM	62 Days 13:00:00	13.3
3004	2/14/2020	3:35:05 AM	62 Days 13:30:00	13.0
3005	2/14/2020	4:05:05 AM	62 Days 14:00:00	12.6
3006	2/14/2020	4:35:05 AM	62 Days 14:30:00	12.4
3007	2/14/2020	5:05:05 AM	62 Days 15:00:00	11.9
3008	2/14/2020	5:35:05 AM	62 Days 15:30:00	11.6
3009	2/14/2020	6:05:05 AM	62 Days 16:00:00	11.5
3010	2/14/2020	6:35:05 AM	62 Days 16:30:00	11.2
3011	2/14/2020	7:05:05 AM	62 Days 17:00:00	11.4
3012	2/14/2020	7:35:05 AM	62 Days 17:30:00	14.1
3013	2/14/2020	8:05:05 AM	62 Days 18:00:00	21.5
3014	2/14/2020	8:35:05 AM	62 Days 18:30:00	30.2
3015	2/14/2020	9:05:05 AM	62 Days 19:00:00	38.3
3016	2/14/2020	9:35:05 AM	62 Days 19:30:00	47.9
3017	2/14/2020	10:05:05 AM	62 Days 20:00:00	56.2
3018	2/14/2020	10:35:05 AM	62 Days 20:30:00	62.7
3019	2/14/2020	11:05:05 AM	62 Days 21:00:00	67.3
3020	2/14/2020	11:35:05 AM	62 Days 21:30:00	69.2
3021	2/14/2020	12:05:05 PM	62 Days 22:00:00	71.2
3022	2/14/2020	12:35:05 PM	62 Days 22:30:00	72.0

For Help, press F1. To use a LogTag, press F2.

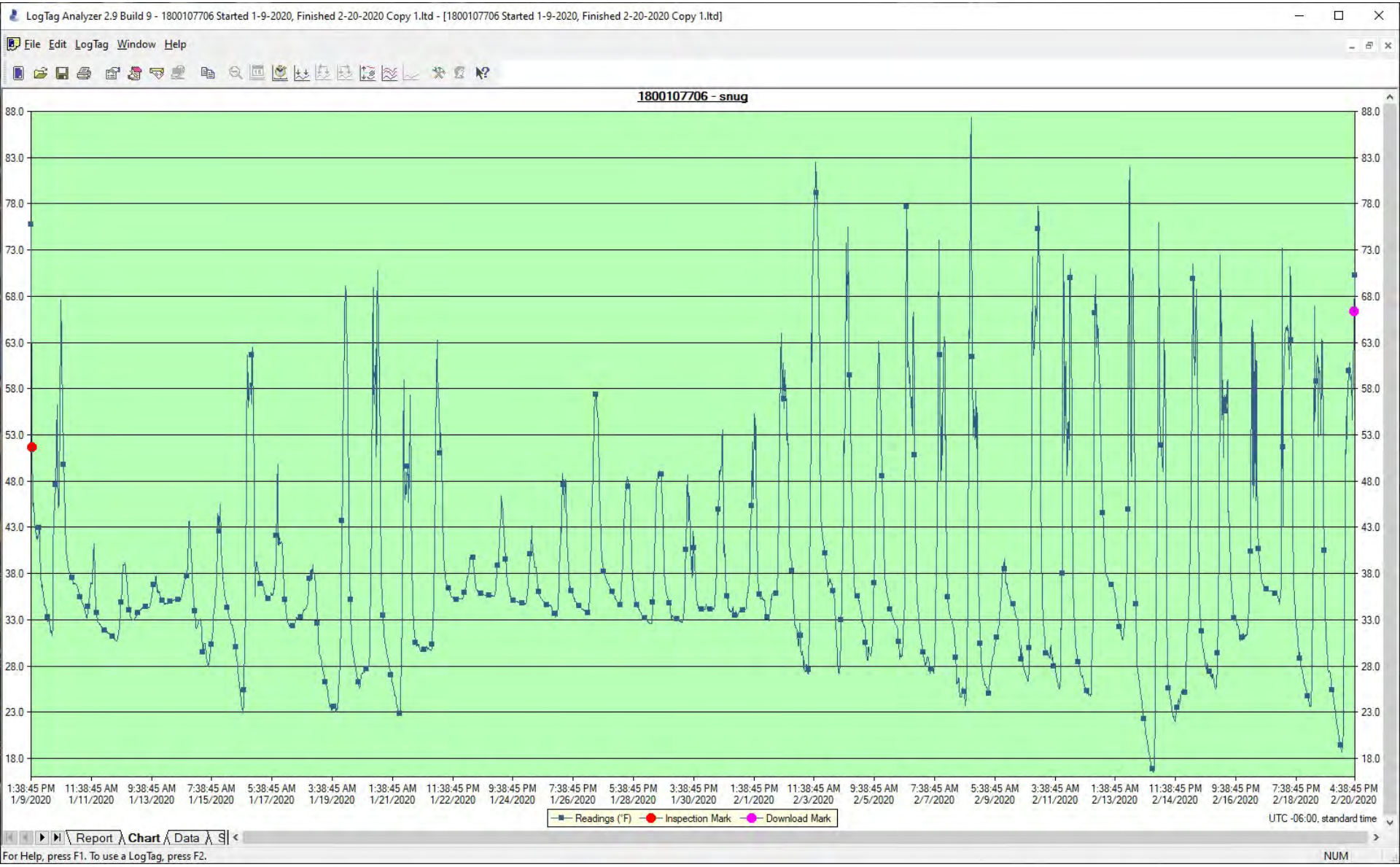
LogTag Analyzer 2.9 Build 9 - 1800107706 Started 1-9-2020, Finished 2-20-2020 Copy 1.ltd - [1800107706 Started 1-9-2020, Finished 2-20-2020 Copy 1.ltd]
File Edit LogTag Window Help
1800107706 - snug
88.0
83.0
78.0
73.0
68.0
63.0
58.0
53.0
48.0
43.0
38.0
33.0
28.0
23.0
18.0
1:38:45 PM 1/9/2020
11:38:45 AM 1/11/2020
9:38:45 AM 1/13/2020
7:38:45 AM 1/15/2020
5:38:45 AM 1/17/2020
3:38:45 AM 1/19/2020
1:38:45 AM 1/21/2020
11:38:45 PM 1/22/2020
9:38:45 PM 1/24/2020
7:38:45 PM 1/26/2020
5:38:45 PM 1/28/2020
3:38:45 PM 1/30/2020
1:38:45 PM 2/1/2020
11:38:45 AM 2/3/2020
9:38:45 AM 2/5/2020
7:38:45 AM 2/7/2020
5:38:45 AM 2/9/2020
3:38:45 AM 2/11/2020
1:38:45 AM 2/13/2020
11:38:45 PM 2/14/2020
9:38:45 PM 2/16/2020
7:38:45 PM 2/18/2020
4:38:45 PM 2/20/2020
Readings (°F)
Inspection Mark
Download Mark
UTC -06:00, standard time
Report
Chart
Data
For Help, press F1. To use a LogTag, press F2.
NUM

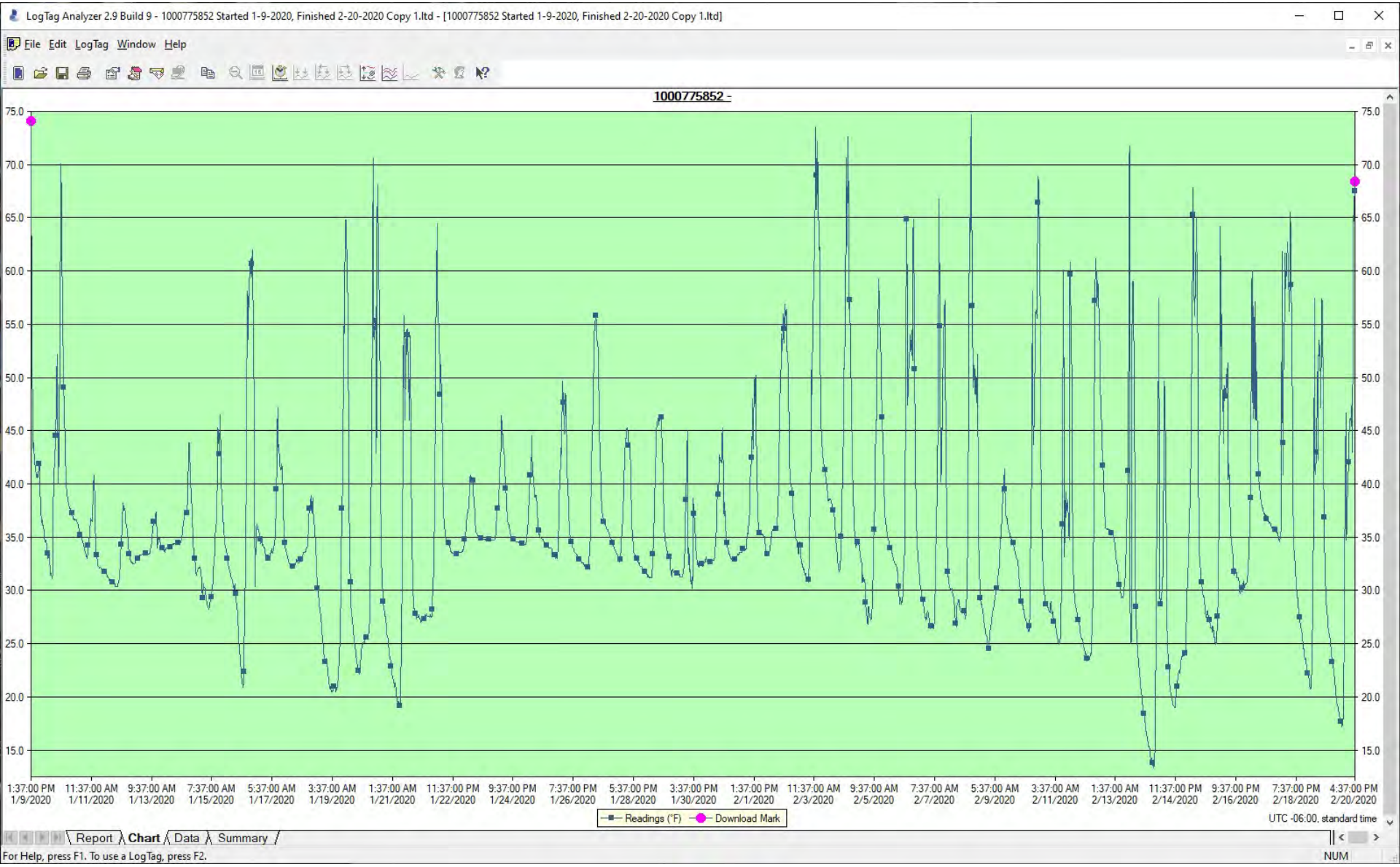
LogTag Analyzer 2.9 Build 9 - 1000775852 Started 1-9-2020, Finished 2-20-2020 Copy 1.ltd - [1000775852 Started 1-9-2020, Finished 2-20-2020 Copy 1.ltd]
File Edit LogTag Window Help
1000775852 -
75.0
70.0
65.0
60.0
55.0
50.0
45.0
40.0
35.0
30.0
25.0
20.0
15.0
1:37:00 PM 1/9/2020
11:37:00 AM 1/11/2020
9:37:00 AM 1/13/2020
7:37:00 AM 1/15/2020
5:37:00 AM 1/17/2020
3:37:00 AM 1/19/2020
1:37:00 AM 1/21/2020
11:37:00 PM 1/22/2020
9:37:00 PM 1/24/2020
7:37:00 PM 1/26/2020
5:37:00 PM 1/28/2020
3:37:00 PM 1/30/2020
1:37:00 PM 2/1/2020
11:37:00 AM 2/3/2020
9:37:00 AM 2/5/2020
7:37:00 AM 2/7/2020
5:37:00 AM 2/9/2020
3:37:00 AM 2/11/2020
1:37:00 AM 2/13/2020
11:37:00 PM 2/14/2020
9:37:00 PM 2/16/2020
7:37:00 PM 2/18/2020
4:37:00 PM 2/20/2020
Readings (°F)
Download Mark
UTC -06:00, standard time
Report
Chart
Data
Summary
For Help, press F1. To use a LogTag, press F2.
NUM

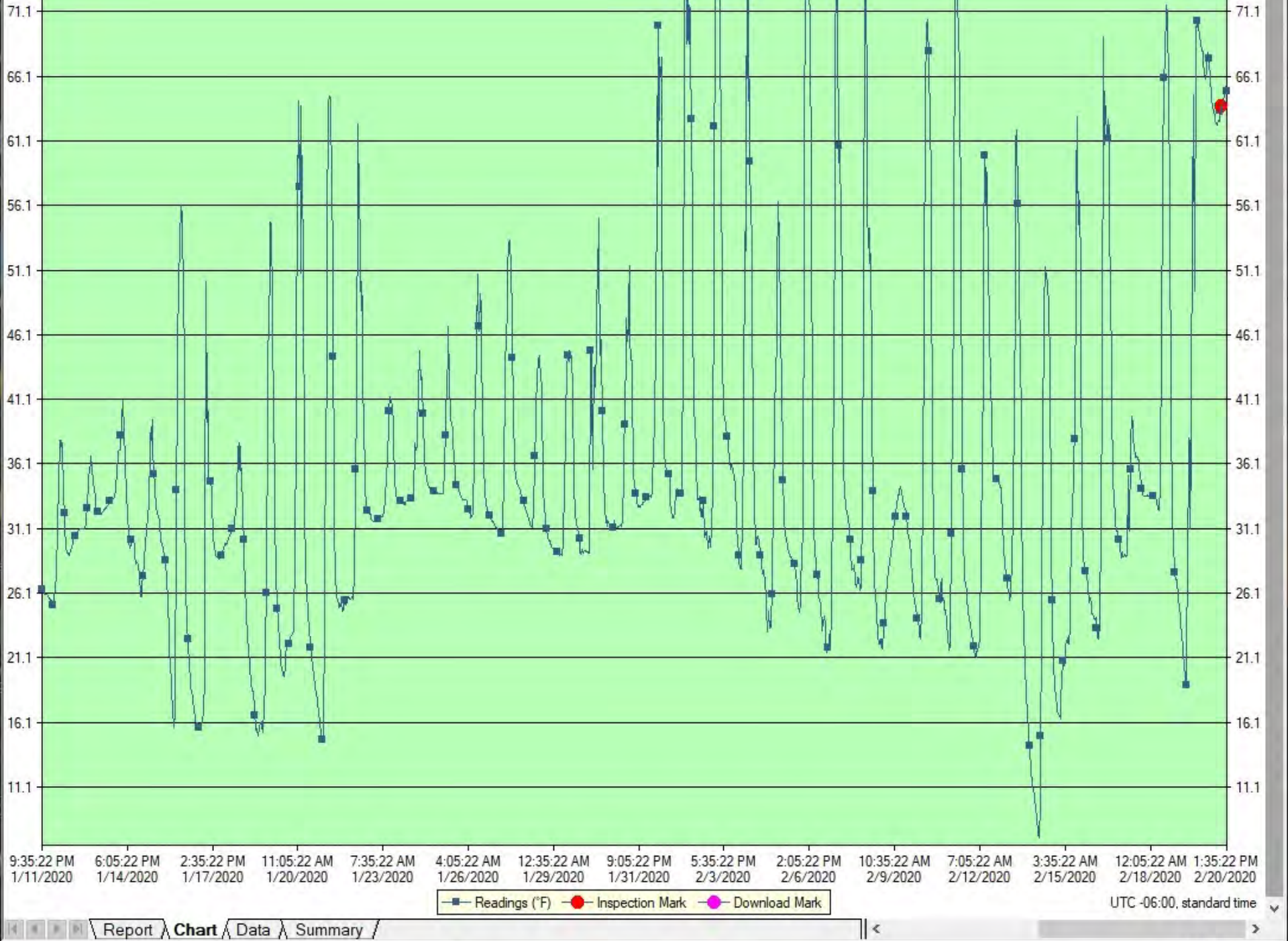

Report | Chart | Data | Summary

For Help, press F1. To use a LogTag, press F2.

NUM

Index	Date	Time	Elapsed Time	Readings (°F)
2994	2/13/2020	10:35:22 PM	62 Days 08:30:00	15.0
2995	2/13/2020	11:05:22 PM	62 Days 09:00:00	14.3
2996	2/13/2020	11:35:22 PM	62 Days 09:30:00	13.6
2997	2/14/2020	12:05:22 AM	62 Days 10:00:00	12.9
2998	2/14/2020	12:35:22 AM	62 Days 10:30:00	12.3
2999	2/14/2020	1:05:22 AM	62 Days 11:00:00	11.6
3000	2/14/2020	1:35:22 AM	62 Days 11:30:00	11.2
3001	2/14/2020	2:05:22 AM	62 Days 12:00:00	10.9
3002	2/14/2020	2:35:22 AM	62 Days 12:30:00	10.5
3003	2/14/2020	3:05:22 AM	62 Days 13:00:00	10.0
3004	2/14/2020	3:35:22 AM	62 Days 13:30:00	9.8
3005	2/14/2020	4:05:22 AM	62 Days 14:00:00	9.2
3006	2/14/2020	4:35:22 AM	62 Days 14:30:00	8.9
3007	2/14/2020	5:05:22 AM	62 Days 15:00:00	8.4
3008	2/14/2020	5:35:22 AM	62 Days 15:30:00	7.9
3009	2/14/2020	6:05:22 AM	62 Days 16:00:00	7.5
3010	2/14/2020	6:35:22 AM	62 Days 16:30:00	7.2
3011	2/14/2020	7:05:22 AM	62 Days 17:00:00	7.3
3012	2/14/2020	7:35:22 AM	62 Days 17:30:00	9.8
3013	2/14/2020	8:05:22 AM	62 Days 18:00:00	15.0
3014	2/14/2020	8:35:22 AM	62 Days 18:30:00	21.9
3015	2/14/2020	9:05:22 AM	62 Days 19:00:00	28.5
3016	2/14/2020	9:35:22 AM	62 Days 19:30:00	34.2
3017	2/14/2020	10:05:22 AM	62 Days 20:00:00	40.2
3018	2/14/2020	10:35:22 AM	62 Days 20:30:00	45.2
3019	2/14/2020	11:05:22 AM	62 Days 21:00:00	48.9
3020	2/14/2020	11:35:22 AM	62 Days 21:30:00	50.6
3021	2/14/2020	12:05:22 PM	62 Days 22:00:00	51.3
3022	2/14/2020	12:35:22 PM	62 Days 22:30:00	50.6
3023	2/14/2020	1:05:22 PM	62 Days 23:00:00	50.2
3024	2/14/2020	1:35:22 PM	62 Days 23:30:00	49.3

Report | Chart | **Data** | Summary

For Help, press F1. To use a LogTag, press F2.

LogTag Analyzer 2.9 Build 9 - 1800107703 Started 12-13-2019, Finished 2-20-2020 Copy 1.ltd - [1800107703 Started 12-13-2019, Finished 2-20-2020 Copy 1.ltd]

File Edit LogTag Window Help

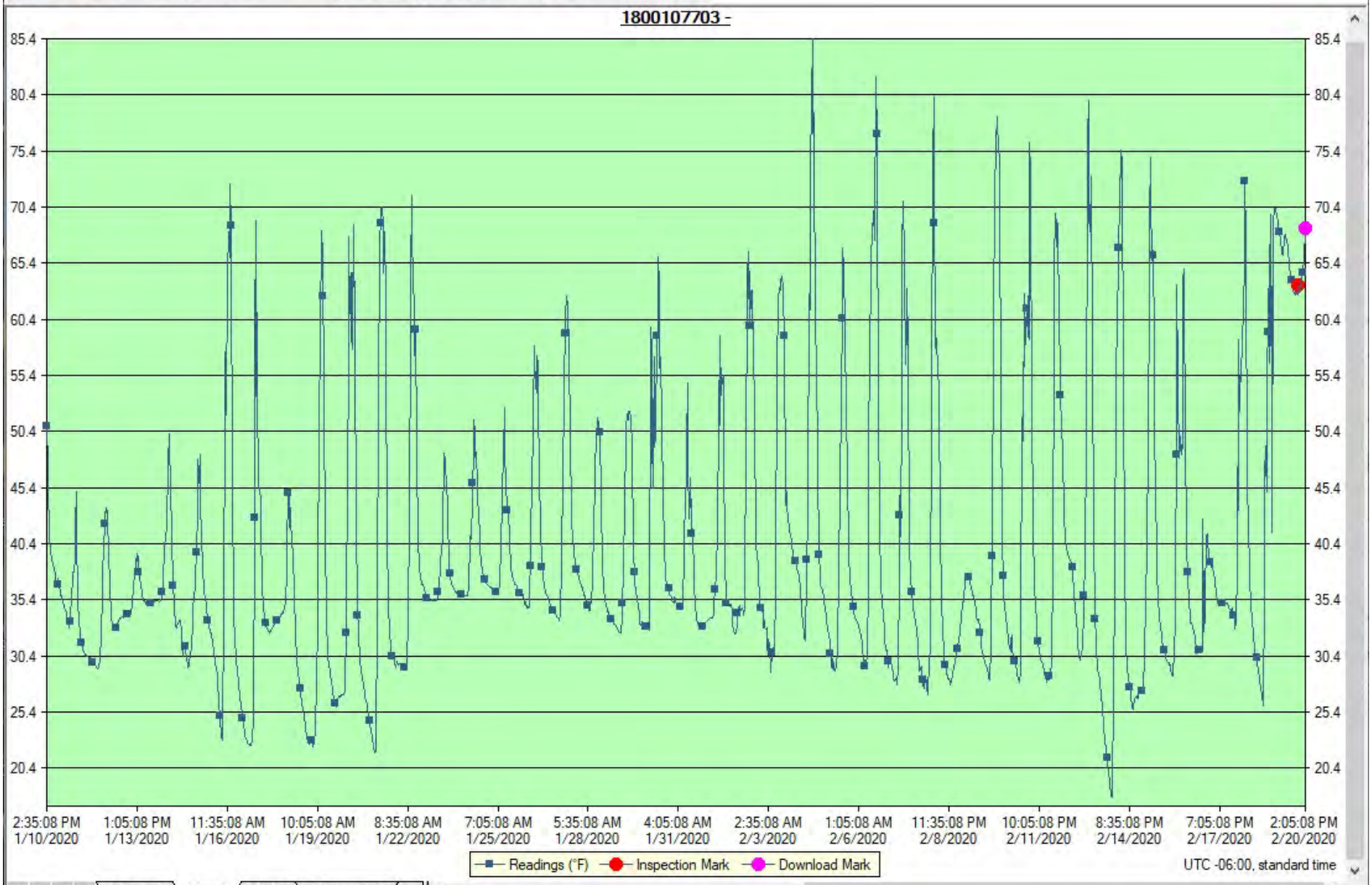

Report | Chart | Data | Summary

For Help, press F1. To use a LogTag, press F2.

NUM

6	2/13/2020	11:35:08 PM	62 Days 09:30:00	25.4
7	2/14/2020	12:05:08 AM	62 Days 10:00:00	24.6
8	2/14/2020	12:35:08 AM	62 Days 10:30:00	24.0
9	2/14/2020	1:05:08 AM	62 Days 11:00:00	23.0
0	2/14/2020	1:35:08 AM	62 Days 11:30:00	22.9
1	2/14/2020	2:05:08 AM	62 Days 12:00:00	22.1
2	2/14/2020	2:35:08 AM	62 Days 12:30:00	21.6
3	2/14/2020	3:05:08 AM	62 Days 13:00:00	21.3
4	2/14/2020	3:35:08 AM	62 Days 13:30:00	20.8
5	2/14/2020	4:05:08 AM	62 Days 14:00:00	20.1
6	2/14/2020	4:35:08 AM	62 Days 14:30:00	19.8
7	2/14/2020	5:05:08 AM	62 Days 15:00:00	19.4
8	2/14/2020	5:35:08 AM	62 Days 15:30:00	18.9
9	2/14/2020	6:05:08 AM	62 Days 16:00:00	18.2
0	2/14/2020	6:35:08 AM	62 Days 16:30:00	18.0
1	2/14/2020	7:05:08 AM	62 Days 17:00:00	17.8
2	2/14/2020	7:35:08 AM	62 Days 17:30:00	20.2
3	2/14/2020	8:05:08 AM	62 Days 18:00:00	25.3
4	2/14/2020	8:35:08 AM	62 Days 18:30:00	30.2
5	2/14/2020	9:05:08 AM	62 Days 19:00:00	34.1
6	2/14/2020	9:35:08 AM	62 Days 19:30:00	40.8
7	2/14/2020	10:05:08 AM	62 Days 20:00:00	51.7
8	2/14/2020	10:35:08 AM	62 Days 20:30:00	53.9
9	2/14/2020	11:05:08 AM	62 Days 21:00:00	61.8
0	2/14/2020	11:35:08 AM	62 Days 21:30:00	64.1
1	2/14/2020	12:05:08 PM	62 Days 22:00:00	66.8
2	2/14/2020	12:35:08 PM	62 Days 22:30:00	70.8
3	2/14/2020	1:05:08 PM	62 Days 23:00:00	73.1
4	2/14/2020	1:35:08 PM	62 Days 23:30:00	73.0
5	2/14/2020	2:05:08 PM	63 Days 00:00:00	75.5

















